

Exterior Domes



Promenade at Sagamore, Marlton, NJ



City of North Las Vegas Justice Facility, NV

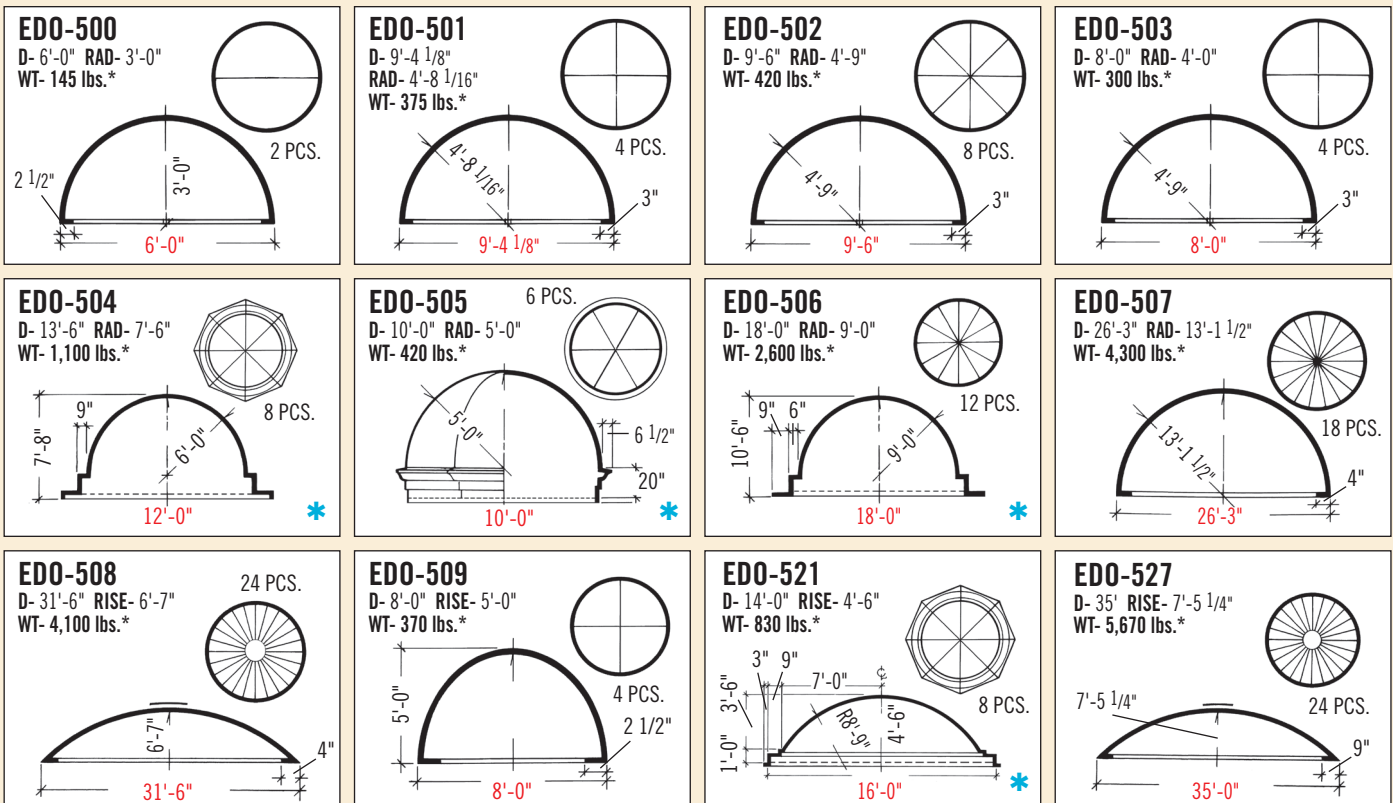
COMMERCIAL • GOVERNMENT • INDUSTRIAL • RELIGIOUS • RESIDENTIAL



EDON is a leader in producing Fiberglass Domes; both exterior and interior with finished surfaces in colors of your choice. Our pre-fitted bolt flange assembly insures a perfect fit on the job. **EDON** can produce custom domes to meet the architect's design specifications.

Standing seams are available as an option on most exterior domes.

Diameters and rises can be modified.



D- DEPTH RAD- RADIUS WT- WEIGHT *Weights are approximate

* Optional Skirts Available:

EDO-504 (H- 1'-6"), EDO-505 (H- 1'-8"), EDO-506 (H- 1'-6") and EDO-521 (H- 1'-0").


Exterior Domes



Caesars Hotel and Casino, Atlantic City, NJ

EDON has over 50 standard dome sizes from 3' to 37' diameter. **EDON** Standard Domes can be modified with no additional tooling costs or loss of production time.

CAD drawings are supplied for approval prior to manufacturing. Domes are pre-engineered, pre-fitted in plant, inspected and numbered for ease of installation prior to shipping.



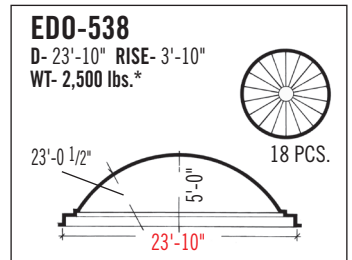
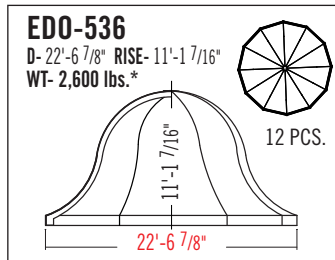
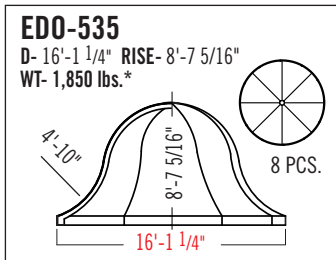
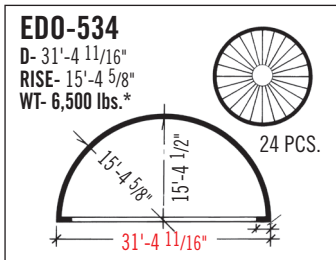
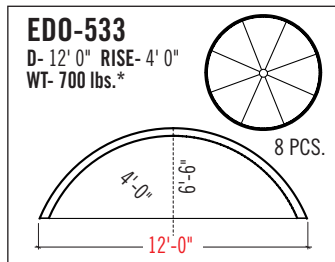
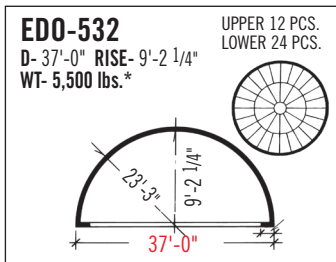
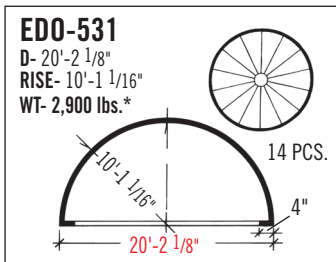
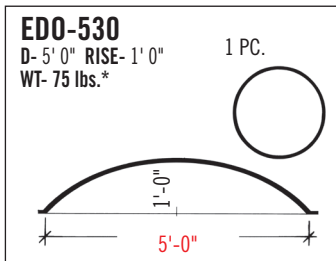
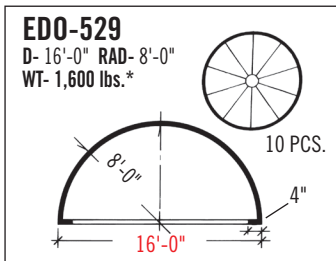
EDON has a large selection of light-weight and low maintenance Fiberglass Domes to meet your design requirements.

Professional Engineered sealed drawings are available at an additional expense and not performed on each dome unless requested.




Polish & Slavic Federal Credit Union, NY

Diameters and rises can be modified.



D- DEPTH RAD- RADIUS WT- WEIGHT *Weights are approximate




Religious & Ornamental Domes



EDON Domes are built to meet the needs of churches, mosques and temples throughout the USA.

Fiberglass allows the versatility and creativity in design so that almost any configuration can become a reality. Architects and designers benefit from the freedom to recreate religious shapes without sacrificing the authenticity.

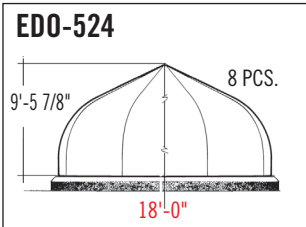
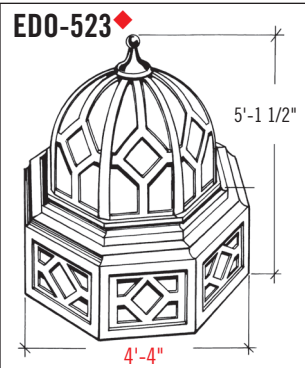
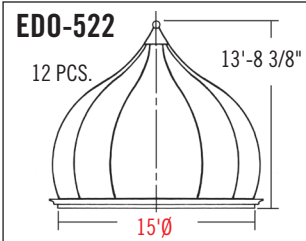
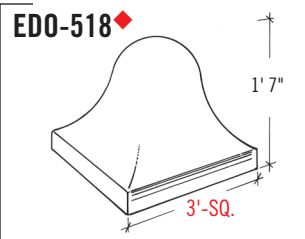
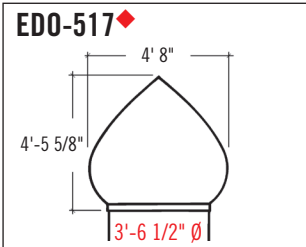
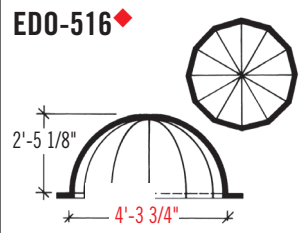
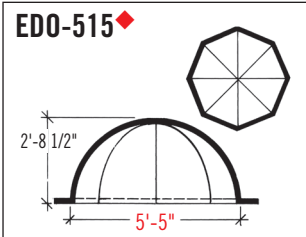
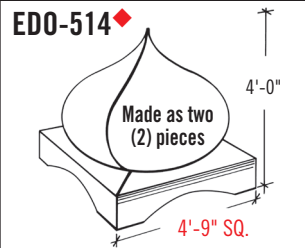
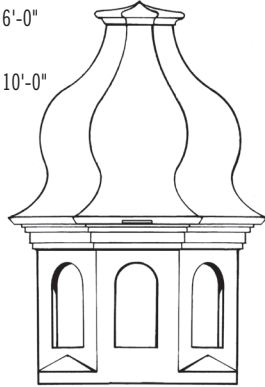


EDO-512
H- 12'-5" W- 6'-0"

EDO-513
H- 18'-0" W- 10'-0"

EDO-510 ♦
H- 6'-7" W- 2'

EDO-511 ♦
H- 9'-8" W- 3'-5"

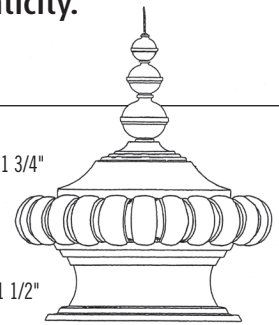


EDO-526A
H- 9'-11 5/8" W- 8'-11 3/4"

EDO-526B
H- 5'-5 3/4" W- 7'


EDO-526C
H- 14'-7 1/4" W- 9'-11 1/2"

All sizes have an optional lightening rod

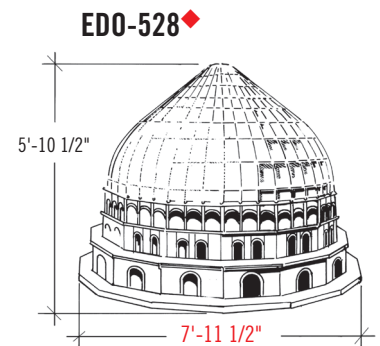
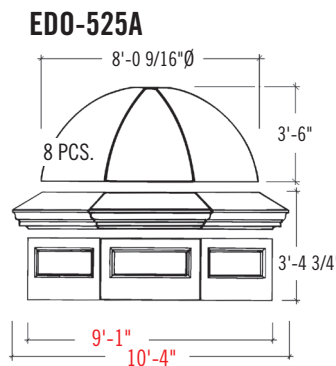


EDO-519 H- 11'-11" W- 6'-7"

EDO-520 H- 14'-10 3/4" W- 8'-2 3/4"



EG-1 GAZEBO UNIT
(DOME & COLUMNS)
12' Outside Diameter, 19' High



H- HEIGHT W- WIDTH
*Weights are approximate

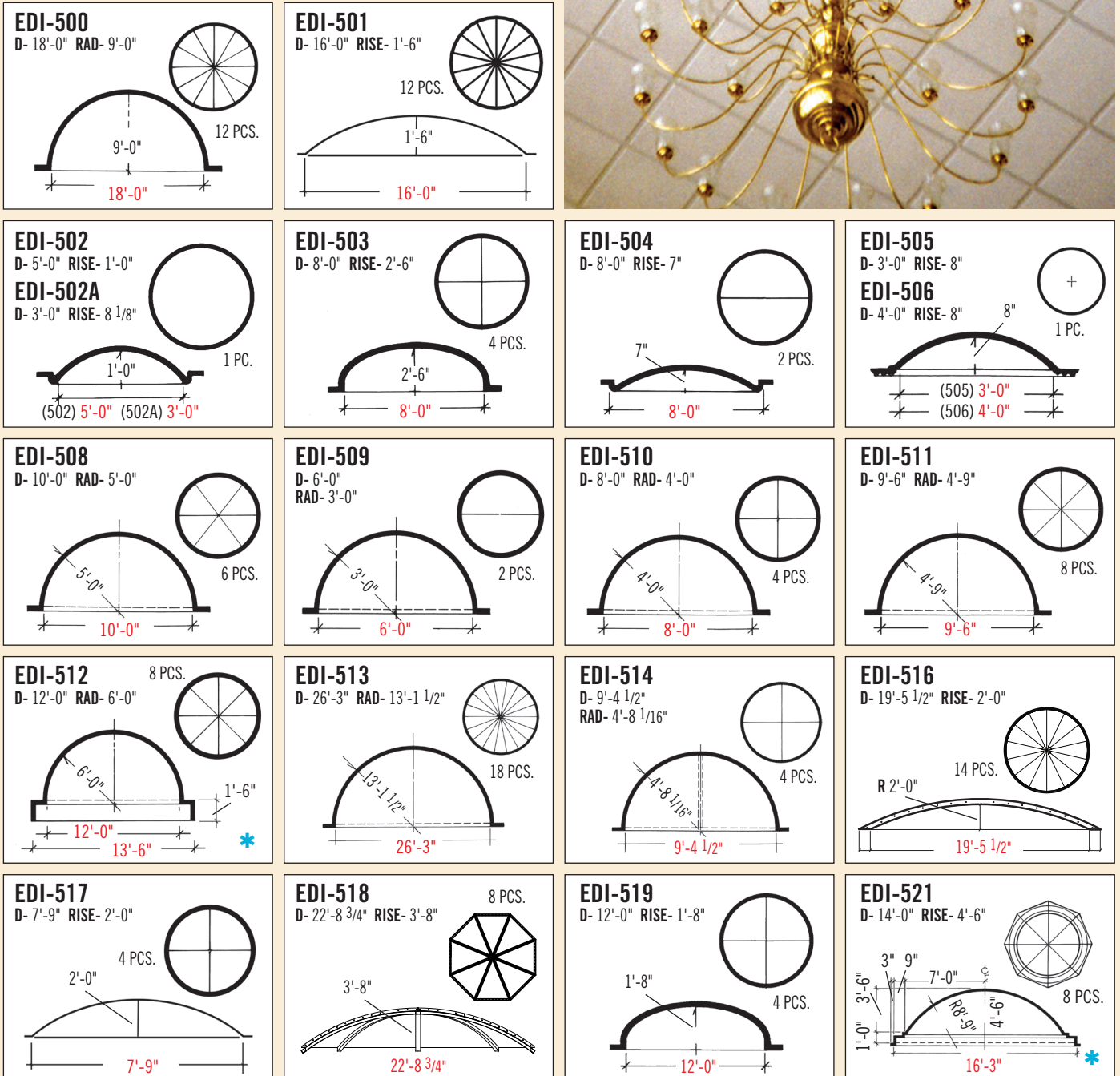

♦ Ships in one piece

EDON Match any solid color using quality gel coat finishes

Interior Domes

EDON Interior Fiberglass Domes are lightweight, pre-fitted and easy to install. Interior domes can be installed thru the baseflange and/or hung from above through the bolt flange.

Fiberglass Reinforced Gypsum Interior Domes available upon request.




D- DEPTH RAD- RADIUS

* Optional Skirts Available: EDI-513 (H- 1'-6") and EDI-521 (H- 1'-0").

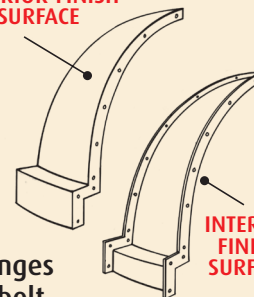


Dome Installation

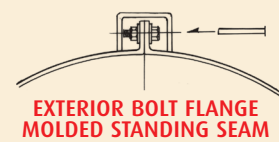



PREFITTED BOLT FLANGE ASSEMBLY

EXTERIOR FINISH SURFACE

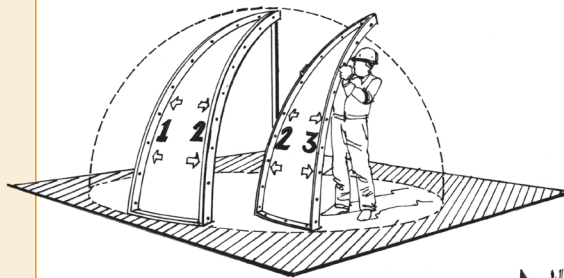


INTERIOR FINISH SURFACE



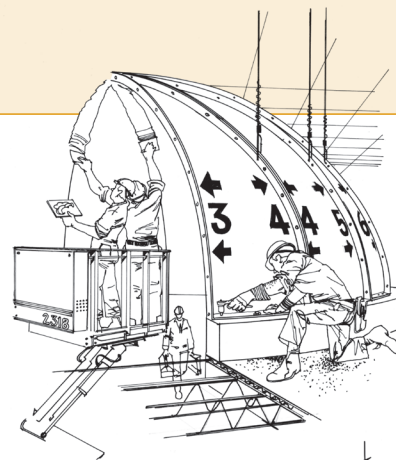
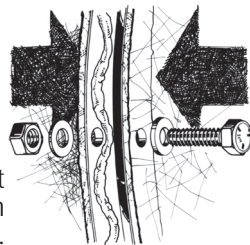
EDON manufactures exterior domes with internal bolt flanges and smooth exterior surface. Special orders include exterior bolt flange with molded standing seam look & internal flanges with exterior clips and molding standing seam applique.

Interior



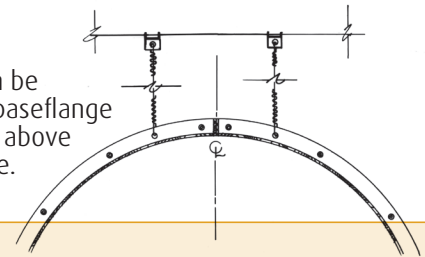
Each section has been pre-drilled, pre-fitted & numbered at the factory. Set up piece number 1 on a flat surface.

Apply sealant liberally to bolt flanges and put together with supplied hardware.

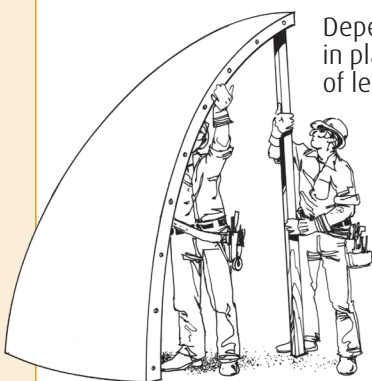


After final part is installed, seams may be spackled with polyester "bondo". Allow to dry, sand then paint.

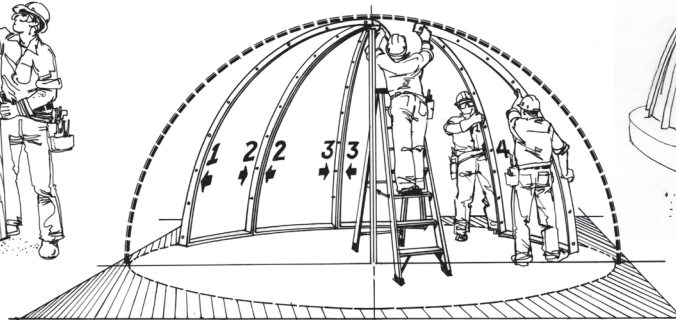
Interior domes can be installed thru the baseflange and/or hung from above thru the bolt flange.



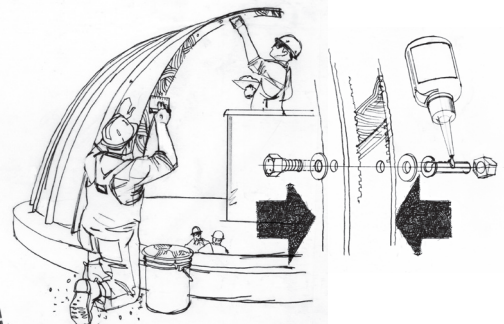
Exterior



Depending on the size of the dome, you can install in place or put together on the ground (making sure of level surface) and lift in place.



Dome sections are pre-drilled, pre-fitted and numbered in sequence for bolting to each other.



Prior to final fitting, apply sealant liberally to bolt flanges and tighten.

Interior Gypsum Domes

(GRG) Glass Reinforced Gypsum Interior Domes



GRG Interior Domes can be used with light troughs, medallions, chandeliers and recessed lighting in both commercial and residential applications. They can also be combined with a hanging light fixture, an indirect lighting ring, or stand alone as a decorative addition. **GRG Interior domes are available in over 40 diameters, from 8" to 10'.** Please call for further details.

EDON also offers additional architectural ornamentation in GRG. Please call for details.

Polyurethane Millwork

Lightweight, Moisture Resistant, Maintenance-free, Primer Coated

Interior and Exterior

EDON presents a new line of high-density polyurethane millwork, pressure molded to achieve a density similar to pine molding with the ability to replicate items to meet your design requirements.



EDON can create any style of millwork using existing drawings, molds or designs – or create a custom one-of-a-kind design. Polyurethane does not rot, so it can offer longevity that far exceeds comparable components created with wood, without compromising it aesthetically. Polyurethane can simulate wood, resulting in a structurally sound architectural enhancement to your remodeling or building project.

ARCHES • BALUSTRADE SYSTEMS • BRACKETS • CORNICE • DENTIL BLOCKS • DORMER & DORMER TRIM
ENTRANCES • LOUVERS • MEDALLIONS • MOLDINGS (INTERIOR & EXTERIOR) • REPRODUCTIONS
ROSETTES • SURROUNDS • SHUTTERS • WINDOW HEADERS

