
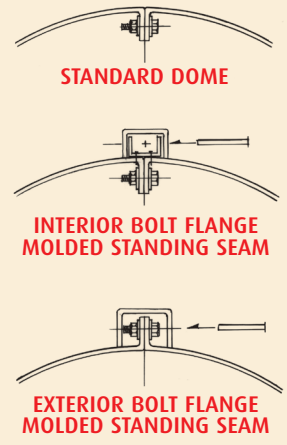
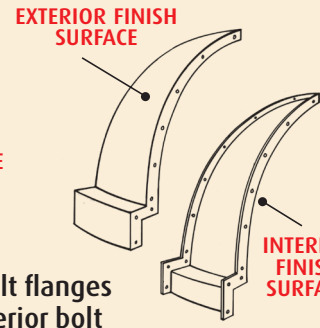


Dome Installation

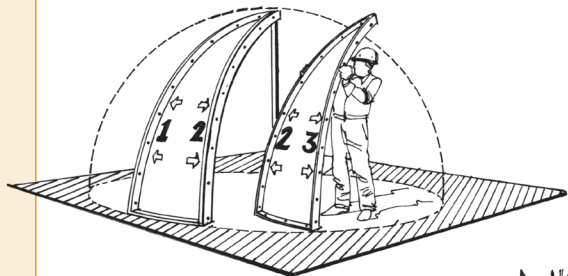


PREFITTED BOLT FLANGE ASSEMBLY



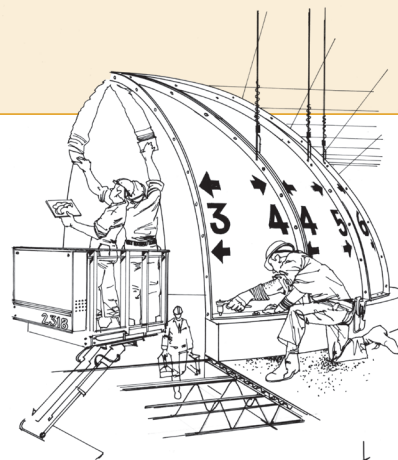
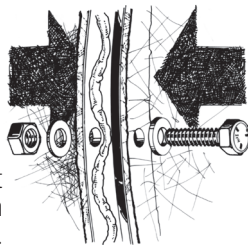
EDON manufactures exterior domes with internal bolt flanges and smooth exterior surface. Special orders include exterior bolt flange with molded standing seam look & internal flanges with exterior clips and molding standing seam applique.

Interior



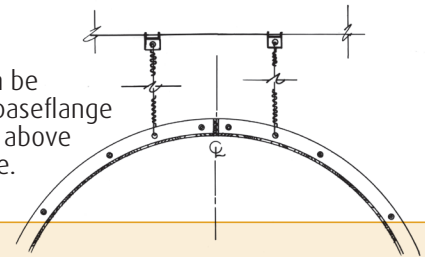
Each section has been pre-drilled, pre-fitted & numbered at the factory. Set up piece number 1 on a flat surface.

Apply sealant liberally to bolt flanges and put together with supplied hardware.

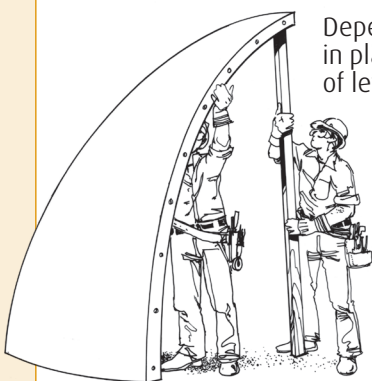


After final part is installed, seams may be spackled with polyester "bondo". Allow to dry, sand then paint.


Interior domes can be installed thru the baseflange and/or hung from above thru the bolt flange.



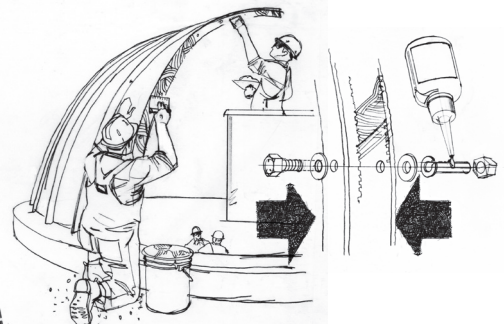
Exterior



Depending on the size of the dome, you can install in place or put together on the ground (making sure of level surface) and lift in place.



Dome sections are pre-drilled, pre-fitted and numbered in sequence for bolting to each other.



Prior to final fitting, apply sealant liberally to bolt flanges and tighten.