

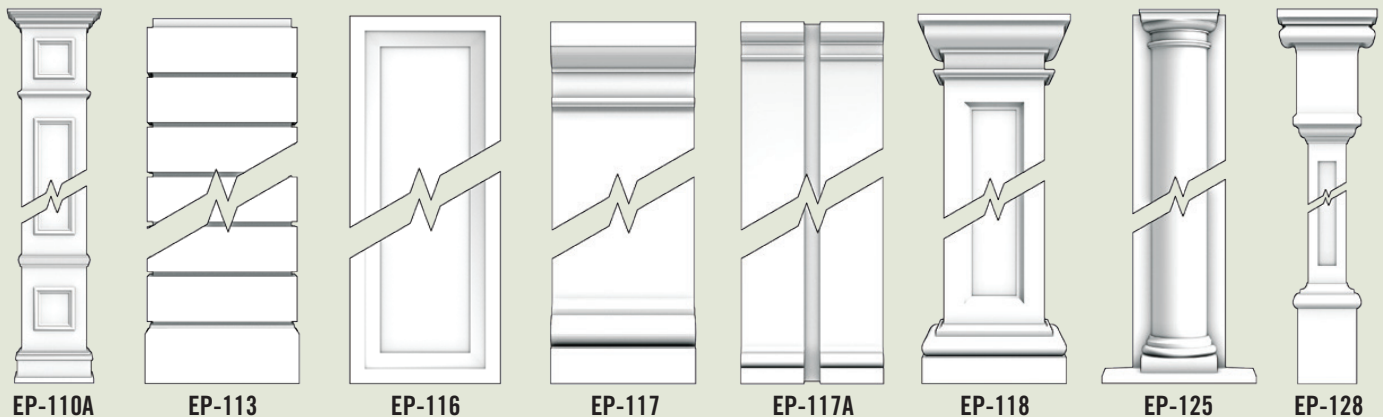
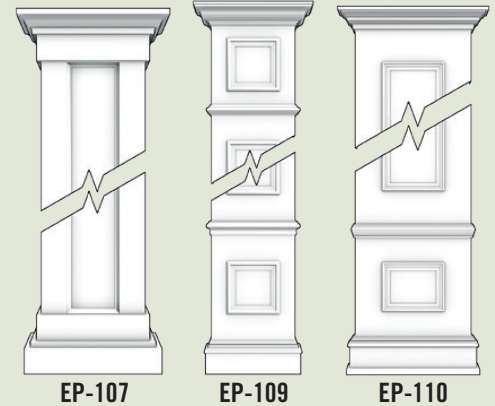
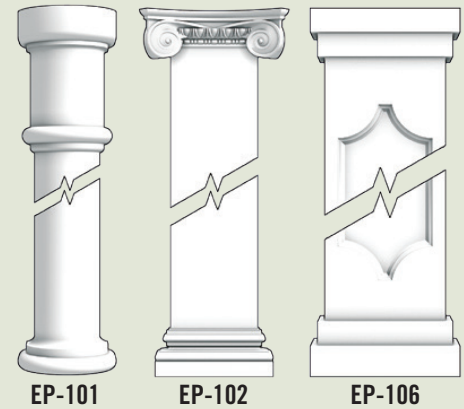
Column Covers

Ornamental Pilasters

Ornamental Pilasters can offer an enhancing touch to any structure, from a modern-day look to a conventional or traditional design.


MODEL	WIDTH	HEIGHT	DEPTH	BASE WIDTH	CAP WIDTH
EP-101	10" \emptyset	10'-0"	2 3/4"	13 1/2"	13 1/2"
EP-102	13 1/2" SQ	12'-8 5/8"	6"	21 1/2"	21 1/2"
EP-106	17" SQ	12'-9 1/2"	2 3/4"	21 3/4"	26 1/4"
EP-107	19" SQ	14'-6"	3"	24 3/8"	13 1/2"
EP-109	19" SQ	11'-0"	11"	23"	27"
EP-110	28" SQ	9'-0"	7 1/2"	32"	36"
EP-110A	19" SQ	12'-0"	10 7/8"	23"	27"
EP-113	35" SQ	10'-11 3/4"	12"	12 1/2"	NO CAP
EP-116	20" SQ	13'-0 1/4"	14"	30"	34"
EP-117	18" SQ	12'-8"	4 3/4"	18"	18"
EP-117A	40 1/2" SQ	12'-8"	11 1/4"	40 1/4"	40 1/4"
EP-118 ■	13 1/2" SQ	9'-6"	3"	19"	20"
EP-125	10" SQ	10'-2"	4 5/8"	16"	NO CAP
EP-128	8 1/2" SQ	7'-9"	10 13/16"	13"	21 5/8"
EP-129 ■	18" SQ	11'-0"	9"	28"	24"
EP-130	28" SQ	14'-10"	5 1/8"	33"	33 1/4"
EP-132 ■	12" SQ	8'-3"	6"	15"	14"
EP-136	5" SQ	4'-0 5/8"	1 3/4"	6"	8 1/2"
EP-141	17" SQ	10'-0 1/2"	14"	22 1/2"	23 1/2"
EP-142	16" SQ	8'-9 1/2"	3 1/2"	18"	18"
EP-143	16" SQ	6'-7 3/4"	2 1/2"	16"	18"
EP-146	5 3/16" SQ	10'-3"	2"	5 3/16"	5 3/16"
EP-149	9 13/16" SQ	6'-11"	31 5/16"	13 7/16"	9 13/16"

■ Pilaster available as Full Square Column




Column Covers

Ornamental Pilasters



Tuscan Pilasters

EDON Tuscan Pilasters are available in over 16 various sizes.



MODEL	WIDTH	HEIGHT	DEPTH	BASE WIDTH	CAP WIDTH
EP-103 † ■	10"	17'-11"	3"	13 1/2"	13 1/2"
EP-104 † ■	13 1/2"	9'-0"	6 3/4"	20 1/2"	20 1/2"
EP-105 † ■ ▲	17"	8'-6"	2 3/4"	21 3/4"	23 1/2"
EP-108 †	19"	14'-6"	3"	24 5/8"	26 1/4"
EP-111	18 5/8"	10'-0"	9 5/16"	26 1/8"	25 5/8"
EP-115 † ■	12"	8'-11"	6"	16"	17 1/2"
EP-119 †	8"	7'-1 3/4"	1 7/8"	10"	11"
EP-123 † ■ ▲	24"	11'-5"	3 1/2"	32"	31 15/16"
EP-127 † ■ ▲	16"	12'-0"	2"	21 1/2"	22 1/2"
EP-133 ■	30"	23'-6"	5"	42"	45"
EP-134 *	18"	14'-0"	4 1/2"	24"	23"
EP-135 * ❖	18"	13'-0"	6 1/8"	24 1/4"	22 1/4"
EP-139 *	25"	11'-1 1/2"	13"	31"	30"
EP-140 * ❖	20"	11'-1 1/2"	10"	26"	25"
EP-147 ■	20"	12'-0"	10"	26 5/8"	27"
EP-148	8"	10'-0"	4"	10 3/4"	11 1/4"

† May be varied to any height requested

■ Pilasters available as square columns

▲ Available with an attic base

* Entasis ❖ Doric style

