

The Professional Catalog for  
Architects • Builders • Contractors  
Construction Management

06600  
06 82 00/EDO

# EDDON FIBERGLASS

architectural

ornamentation

[www.eddon.com](http://www.eddon.com)


COLUMN COVERS • CORNICES • DOMES  
CUPOLAS • REPRODUCTIONS • SCULPTURE

# The EDON Story

In 1963, one frustrated foreman was responsible for starting a very revolutionary trend in construction. For days at the Rossmoor Leisure World site in Cranbury, New Jersey, bricklayers, sheet metal trimmers, roofers, painters, carpenters, masons and laborers had been working at building and installing chimneys on what was then to be the largest retirement community on the East Coast. The problems encountered were predictable, "too many man-hours - over budget". Soon thereafter that same foreman was watching chimneys being installed in 20 minutes...by just two people. Furthermore, they fit every time, are completely impervious to weather and will last as long as the dwellings to which they now belong. Fiberglass and prefabrication have made the difference. But even more than that, design and ingenuity are the true authors of the story...and EDON Corporation.



2500 Boardwalk, Atlantic City, NJ



Holiday Inn, Nashville, TN



Washington H.S., Charles Town, WV



YMCA, Fort Washington, PA

## Spanning a Half Century of Architectural Expertise

**Government** - Court Houses, City Hall, Judiciary Buildings, Municipalities, Police and Fire Stations

**Education** - K-12, Private Schools, Colleges, Universities

**Commercial** - Cellular, Office Buildings, Store Fronts, Corporate Buildings, Hotels & Casinos

**Religious** - Churches, Temples, Mosques, Synagogues

**Custom Capabilities** - Historic Reproductions, Signage, Creative Sculpture

### Services

CAD • Design • Engineering • Fabrication • Manufacturing  
Molds • Patterns • Production • Sculptures • Shop Drawings

EDON Composites facilities comprise 60,000 sq. ft. of Design, Engineering and Manufacturing space

Contact us:

Email: [info@edon.com](mailto:info@edon.com)

Phone: 215-672-8050



Credit Cards Accepted: Visa, MasterCard, American Express, Discover

[www.edon.com](http://www.edon.com)

# Table of Contents

***“All of EDON’s products are made in the USA and we are proud of it”***



## EDON FIBERGLASS



Universities



Corporate Buildings



Icons - Signage

The EDON Story	2
Index	3
Columns - Straight Shaft/Straight Shaft Tuscan	4
- Entasis Style Tuscan/Tapered Styled Tuscan	5
- Fluted Column Covers	6
- Fluted Pilasters	7
- Ornamental Columns	8-9
- Ornamental Pilasters/Tuscan Pilasters	10-11
- Decorative Capitals	12
- Column Cover Joint Details	12
- Column Cover installation	13
EDONiTE™ Load Bearing Columns	14
Balustrade Systems	15
Brackets	16-18
Shutters	19
Entrance & Window Surrounds	20
Spandrels	21
Cupolas	22-23
Ornamentation - Finials	24
Spires & Spheres	25
Domes - Exterior	26-27
- Religious & Ornamental	28
- Interior	29
- Dome Installation	30
Interior Gypsum Domes/Polyurethane Millwork	31
Cornices	32-57
Educational Institutions	58
Government	59
Financial Institutions	60
Custom Canopies, Awnings and Entrances	60
Simulators - Enclosures	61
Custom Capabilities	62-63
Creative Sculpture	64
Entertainment & Signage	65
Reproductions	66
EDON and LEED	67

**See our full line of products at [www.edon.com](http://www.edon.com)**

# Column Covers



YMCA, Fort Washington, PA

The column covers presented here only begin to express the full range of **EDON's** architect-engineered products. Comprehensive design, manufacturing and production capabilities ensure the quality of every **EDON** architectural element.

**EDON's** reputation spans a half century as a unique source of architectural fiberglass column covers.

## Straight Shaft Tuscan Column Covers

MODEL NO.	DIAMETER	HEIGHT	BASE WIDTH	CAP WIDTH
EC-110A ★	7 1/2"	10'-0"	12'-0"	12'-0"
EC-110B	10"	15'-0"	1'-1 1/2"	1'-1 3/4"
EC-110C	12"	12'-2 1/2"	1'-4"	1'-7 1/4"
EC-110D	14"	15'-0"	1'-7 1/8"	1'-7 5/8"
EC-110E	16"	11'-0"	1'-9 1/2"	1'-11 1/4"
EC-110F	18"	12'-0"	2'-0"	2'-1 1/2"
EC-110G	21"	12'-0"	2'-3"	2'-5 3/4"
EC-110H	24"	19'-0"	2'-8 1/2"	2'-9 3/8"
EC-110J	8"	10'-8"	11 9/16"	1'-2 1/2"
EC-110K	15"	12'-6"	1'-8"	1'-11"
EC-110L	30"	15'-0"	3'-3 5/8"	3'-9"
EC-110M	20"	10'-0"	2'-2 5/8"	2'-4"
EC-110N	6"	9'-10"	8"	8 3/8"
EC-110P	34"	14'-11 5/16"	3'-9 1/2"	3'-11 3/8"
EC-110Q	8 1/2"	10'-0"	11 1/2"	11 7/8"
EC-110R	32"	12'-0"	3'-7 1/2"	3'-9"
EC-110S	36"	11'-9"	4'-0"	4'-2 1/8"
EC-110T	42"	14'-0"	4'-8 3/4"	4'-10 7/8"
EC-110U	40"	11'-8"	4'-4 3/4"	4'-8"

★ DORIC STYLE

## Straight Shaft Column Covers

MODEL NO.	DIAMETER	HEIGHT
EC-101	8"	10'-0"
EC-101A	9"	10'-0"
EC-101B	10"	10'-0"
EC-101C	12"	10'-0"
EC-101D	14"	10'-0"
EC-101E	16"	12'-0"
EC-101F	18"	12'-0"
EC-101G	21"	10'-0"
EC-101H	24"	20'-0"
EC-101J	30"	15'-0"
EC-101K	36"	10'-0"
EC-101L	48"	12'-6"
EC-101M	7 1/2"	9'-0"
EC-101N	15"	10'-0"
EC-101P	20"	10'-0"
EC-101Q	25"	10'-0"
EC-101R	40"	9'-6"
EC-101S	42"	12'-0"
EC-101T	52" (A)	10'-0"
EC-101U	62" (A)	10'-0"
EC-101V	84" (B)	10'-0"
EC-101W	27"	11'-0"
EC-101X	11"	7'-11"
EC-101Y	28"	10'-0"
EC-101Z	34"	13'
EC-102A	32"	10'-6"

(A) 4-piece column cover with reveals  
(B) 8-piece column cover with reveals

All Straight Shaft Column Covers on this page may be varied to any height requested.

**EDON requires the following information to submit Column Cover quotations**

1. Project Name & Location.
2. Specifications: Height, Diameter, Style of Column Cover, Cap and Base (standard or custom).
3. Quantity: Plan Drawing, Elevations and Sections.

# Column Covers

## Entasis Style Tuscan Column Covers

MODEL NO.	DIAMETER @SHAFT	DIAMETER @NECK	HEIGHT	BASE WIDTH	CAP WIDTH
EC-120C	10"	8"	10'-0"	1'-1 1/2"	1'-0 1/2"
EC-120E	9"	7 3/4"	8'-0"	1'-1 1/2"	11 3/8"
EC-120F	13 1/2"	11 1/4"	12'-0"	1'-6 1/2"	1'-5 3/4"
EC-120H *	17"	14"	9'-7"	1'-10"	1'-6"
EC-120J	17"	14 1/2"	13'-2 1/2"	1'-9 3/4"	1'-8 7/8"
EC-120J1	17"	14"	8'-8"	1'-9 3/4"	1'-8 7/8"
EC-120K	18"	15"	12'-0"	2'-0"	1'-11"
EC-120K1	18"	15"	21'-0"	2'-0"	1'-11"
EC-120M	20"	16"	12'-8 5/8"	2'-2 5/8"	1'-11"
EC-120Q	36"	30"	24'-6"	4'-0"	3'-9"
EC-120Q1	36"	30 1/2"	11'-6"	4'-0"	3'-9"
EC-120R ★	12"	10"	12'-0"	1'-4"	1'-3 1/2"
EC-120S	19"	16"	14'-6"	2'-1 1/4"	1'-11 1/4"
EC-120T	15"	12 1/2"	10'-8 1/2"	1'-8"	1'-7 3/4"
EC-120U	24"	20"	16'-0"	2'-8"	2'-4"
EC-120U.1 ★	24"	20"	20'-6"	2'-8 1/2"	2'-6"
EC-120V	40"	33 5/16"	27'-0"	4'-4 3/4"	4'-3 1/16"
EC-120X	16"	11"	9'-0"	1'-9"	1'-5 1/2"
EC-120Y	28"	23 3/4"	24'-0"	3'-2"	2'-11 1/8"
EC-120Z	8"	6 5/8"	10'-3"	10 3/4"	9 3/4"
EC-121A	30"	25 1/2"	11'-6"	3'-4 1/4"	3'-1 1/2"
EC-121B ★	14"	12"	10'-0"	1'-6 3/4"	1'-6 1/4"
EC-121C	12"	10"	10'-0"	1'-4 1/2"	1'-1 3/4"
EC-121D	18"	13 3/4"	10'-0"	2'-1"	1'-6 5/8"
EC-121E ◆	11 5/8"	9 3/8"	8'-0"	1'-4 7/8"	1'-0"
EC-121F	22"	18 3/4"	16'-0"	2'-5 1/2"	2'-3 1/2"
EC-121G	7"	6 5/8"	7'-0"	9'-1/2"	9'-3/8"
EC-121H	18 1/2"	20"	8'-0"	2'-6"	2'- 2 1/2"

★ DORIC STYLE \* MODERN TUSCAN ◆ CONTEMPORAY TUSCAN ⊕ STYLIZED

(Some modification to height can be made)

## Tapered Style Tuscan Column Covers

MODEL NO.	DIAMETER @SHAFT	DIAMETER @NECK	HEIGHT	BASE WIDTH	CAP WIDTH
EC-120A	8"	6 5/8"	5'-11"	1'-0 1/2"	11 1/4"
EC-120B	10"	8 5/8"	6'-2"	1'-2 1/2"	1'-1 1/4"
EC-120D	24"	21"	8'-0"	2'-8"	2'-5 3/4"
EC-120G	16"	14"	11'-0"	1'-7 7/8"	1'-9 1/4"
EC-120L	19"	16"	14'-6"	2'-0 3/8"	1'-11 1/4"
EC-120P ⊕	24"	18"	15'-0"	3'-6"	2'-10"
EC-120W	6"	4"	9'-6"	2'-10"	9"



Straight Shaft

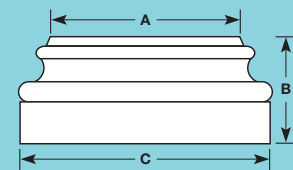
Entasis Shaft

Tapered Shaft

**Straight Shaft Tuscan** Column Covers are just as the name applies. Straight from top to bottom.

**Tapered Style Tuscan** Column Covers become gradually narrower or thinner toward the top of the shaft.

**Entasis Style Tuscan** Column Covers have a slight convexity or swelling, as in the shaft of a column, intended to compensate for the illusion of concavity resulting from straight sides.



Attic Bases

MODEL NO.	DIAM. A	HEIGHT B	WIDTH@PLINTH C
EAB-1	7"	6"	9 1/2"
EAB-2	10"	7 1/2"	13 3/8"
EAB-3	11 5/8"	9"	16 1/2"
EAB-4	12"	9"	16 3/4"
EAB-5	13 1/2"	8 1/8"	18 1/8"
EAB-6	14"	9 1/4"	18 1/2"
EAB-7	15"	10 1/2"	20"
EAB-8	16"	9 1/2"	21"
EAB-9	17 1/2"	14 3/4"	28 1/2"
EAB-10	18"	22"	30"
EAB-11	22"	13 1/2"	29 1/4"
EAB-12	24"	15 3/4"	32 1/4"
EAB-13	28"	16 7/16"	38"
EAB-14	32"	17"	■ 42 1/2" ∅
EAB-15	42"	24"	● 56" ∅

■ No Plinth - measurement taken from bottom of bullnose

● Round plinth with this model



# Column Covers

## Fluted Columns

MODEL	DIAMETER	HEIGHT	BASE WIDTH	CAP WIDTH
EC-132 ※	14"	9'-4 1/2"	1'-9 1/4"	1'-9"
EC-140 ◆	8"	10'-0"	1'-2 1/2"	1'-2 1/2"
EC-141 *	16"	8'-0"	1'-9 1/4"	1'-6"
EC-145 ●	22"	23'-0"	2'-7"	2'-4"
EC-151	18"	9'-9"	2'-0"	1'-11"
EC-152 †	14"	16'-11"	1'-6 7/16"	1'-4 9/16"
EC-153 ※	14"	16'-4 1/4"	1'-6 7/16"	1'-5 1/2"
EC-160 ❖	18"	12'-6"	2'-0"	2'-0 1/4"
EC-162 ※	20"	11'-0 1/2"	2'-2 5/8"	1'-11"
EC-163 ▲	34"	25'-4"	3'-9 7/16"	4'-9 5/16"
EC-164 ※	37"	25'-5"	4'-1 5/8"	3'-10 3/8"



The Gallery Place, Washington D.C.

❖ Doric Entasis Column ◆ Tuscan Straight Column ※ Tuscan Entasis Column ▲ Corinthian Entasis Column  
 \* Doric Tapered Column ● Tuscan Entasis Column w/optional Corinthian Capital † Roman Ionic Column



# Column Covers

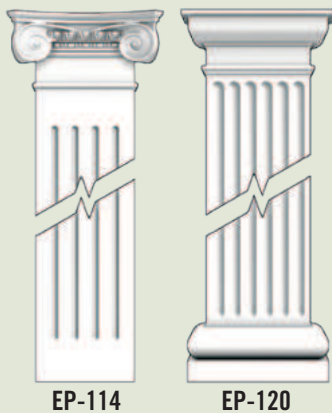
## Fluted Pilasters



NYCM Insurance,  
Edmeston, NY

The Gallery Place, Washington D.C.

Fluted Pilasters are a practical and economical architectural enhancement used in various applications such as building entrance ways, window openings and porticos in which they are paired with columns set directly in front of them.



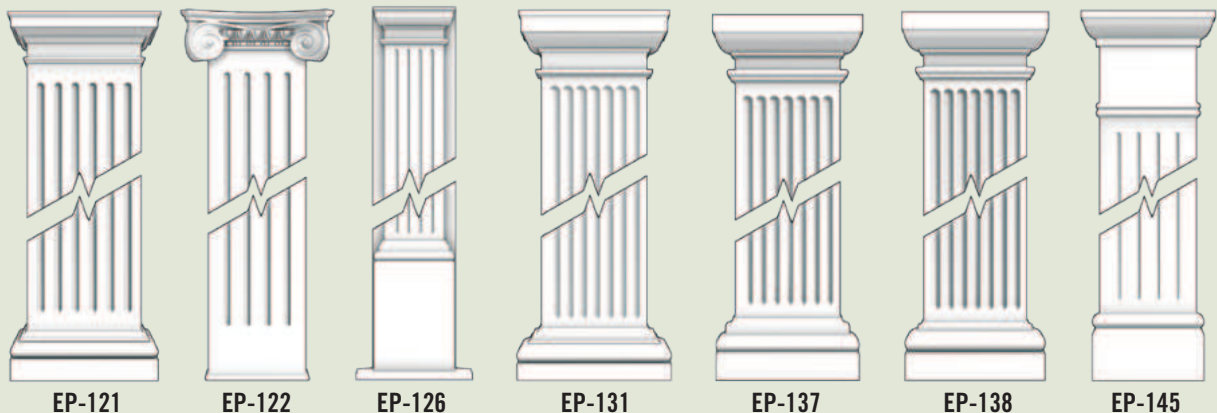
EP-114

EP-120

MODEL	WIDTH	HEIGHT	BASE WIDTH	CAP WIDTH
EP-114	16"	13'-0"	NO BASE	NO CAPITAL *
EP-120	18"	9'-9"	2'-0"	2'-2"
EP-121	31 1/4"	16'-9"	3'-3 13/16"	3'-5 1/4"
EP-122	18"	12'-7 3/4"	NO BASE	NO CAPITAL ▲
EP-126	7"	8'-10"	1'-1 7/16"	9'-13/16"
EP-131	15"	8'-10"	1'-9 1/2"	1'-9"
EP-137	10 7/8"	9'-1"	1'-2 5/8"	1'-3 1/4"
EP-138	18"	18'-3"	2'-1 1/8"	2'-0"
EP-145	6 7/8"	6'-7"	7'-7/8"	9'-3/8"

\* EDON column capital ECC-6A square scammozi can be used with this pilaster.

▲ EDON column capital ECC-5C square Greek ionic can be used with this pilaster.



EP-121

EP-122

EP-126

EP-131

EP-137

EP-138

EP-145

EDON Fluted Pilasters are available in standard or custom designs to meet your specifications





# Column Covers

## Ornamental Columns

Ornamental Column Covers can offer an enhancing touch to any structure, from a modern to traditional design.

MODEL	DIAMETER	HEIGHT	BASE WIDTH	CAP WIDTH
EC-102 ■	18"	10'-0"	1'-4"	1'-4"
EC-126	9 1/2"	15'-0"	17"	17"
EC-128	12"	11'-0"	16 1/4"	37"
EC-128A	24"	21'-9"	32 1/2"	36"
EC-128B	42"	38'-0"	56"	63"
EC-129	12"	8'-3"	16"	16 1/2"
EC-130	12"	8'-11"	16"	16 1/2"
EC-134	18"	10'-0"	24"	30"
EC-135	18"	20'-0"	30"	32"
EC-136	19 5/8"	8'-3 3/4"	26 1/4" Ø	17" Ø
EC-137	22"	12'-7"	25"	No Cap
EC-139	28"	9'-0"	27"	28" Ø
EC-143	11 1/4"	5'-0"	13 1/2"	12"
EC-144	12"	8'-0"	18"	14"
EC-154	18"	9'-0"	17" 0	27 5/8" Ø

■ Square base and cap





# Column Covers

## Ornamental Columns



EC-155



EC-157

MODEL	DIAMETER	HEIGHT	BASE WIDTH	CAP WIDTH
EC-155	27" Ø	11'-11 3/4"	21" Ø	17 1/4" Ø
EC-157	11 5/8" Ø	10'-10"	16" Sq.	12" Sq.
EC-158	4 3/4" Ø	11'-0"	14 1/2" Sq.	16" Sq.
EC-159 ■	18 5/8" Ø	10'-0"	26 1/8" Sq.	25 5/8" Sq.
EC-161 ▲	8 1/2" Ø	11'-3"	9 1/8" Sq.	9 1/8" Sq.
EC-161A ▲	7" Ø	11'-3"	7 7/8" Sq.	7 7/8" Sq.
EC-161B ▲	10" Ø	9'-4"	10 1/2" Sq.	10 1/2" Sq.
EC-165	20" Ø	8'-0"	26 5/8" Sq.	24" Ø
EC-166	27" Ø	8'-0"	36" Sq.	26" Sq.
EC-167 ■	18" Sq.	7'-6"	20" Sq.	20" Sq.
EC-168 ■	13" Sq.	8'-4 1/2"	15" Sq.	11" Sq.
EC-169 ■	13" Sq.	8'-2 1/2"	15" Sq.	11" Sq.
EC-170 ■	11" Sq.	5'-9 3/4"	13" Sq.	9" Sq.
EC-171	15" Ø	10'-8"	24" Sq.	25 1/2" Sq.

■ Square Column cover

▲ Porch Column - no cap or base. Square post at top and bottom with turned center.

Ornamental Column Covers can create an eye catching shape or offer a delicate statement to your design and construction needs.



EC-158



EC-159



EC-161  
EC-161A  
EC-161B



EC-165



EC-166



EC-167



EC-168  
EC-169



EC-170



EC-171

Ornamental Column Covers are suited for both commercial and residential applications



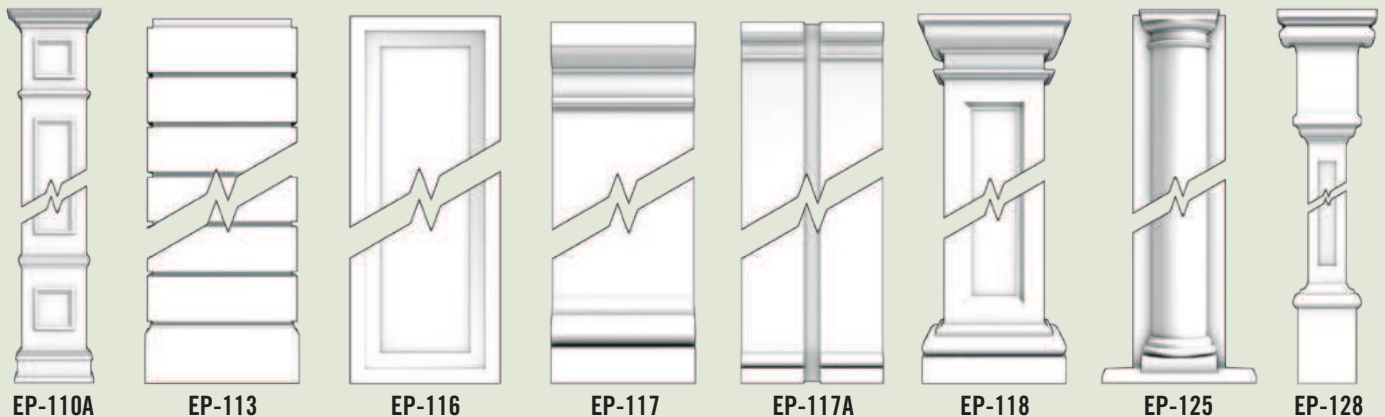
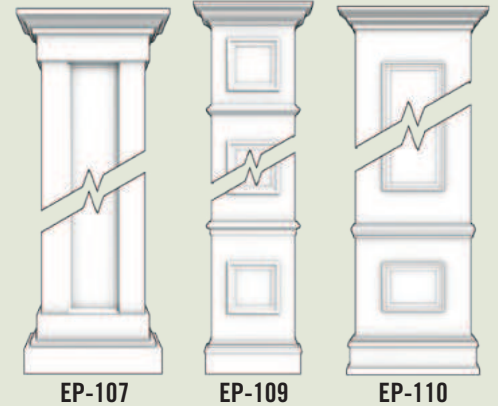
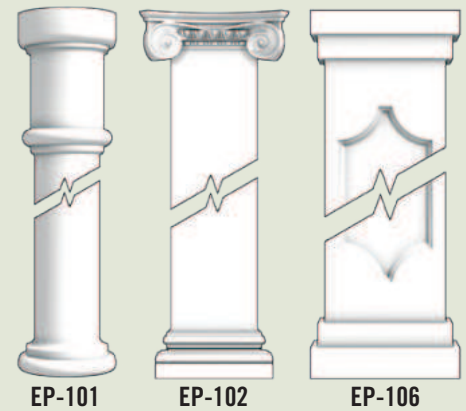
# Column Covers

## Ornamental Pilasters

Ornamental Pilasters can offer an enhancing touch to any structure, from a modern-day look to a conventional or traditional design.


MODEL	WIDTH	HEIGHT	DEPTH	BASE WIDTH	CAP WIDTH
EP-101	10" $\emptyset$	10'-0"	2 3/4"	13 1/2"	13 1/2"
EP-102	13 1/2" SQ	12'-8 5/8"	6"	21 1/2"	21 1/2"
EP-106	17" SQ	12'-9 1/2"	2 3/4"	21 3/4"	26 1/4"
EP-107	19" SQ	14'-6"	3"	24 3/8"	13 1/2"
EP-109	19" SQ	11'-0"	11"	23"	27"
EP-110	28" SQ	9'-0"	7 1/2"	32"	36"
EP-110A	19" SQ	12'-0"	10 7/8"	23"	27"
EP-113	35" SQ	10'-11 3/4"	12"	12 1/2"	NO CAP
EP-116	20" SQ	13'-0 1/4"	14"	30"	34"
EP-117	18" SQ	12'-8"	4 3/4"	18"	18"
EP-117A	40 1/2" SQ	12'-8"	11 1/4"	40 1/4"	40 1/4"
EP-118 ■	13 1/2" SQ	9'-6"	3"	19"	20"
EP-125	10" SQ	10'-2"	4 5/8"	16"	NO CAP
EP-128	8 1/2" SQ	7'-9"	10 13/16"	13"	21 5/8"
EP-129 ■	18" SQ	11'-0"	9"	28"	24"
EP-130	28" SQ	14'-10"	5 1/8"	33"	33 1/4"
EP-132 ■	12" SQ	8'-3"	6"	15"	14"
EP-136	5" SQ	4'-0 5/8"	1 3/4"	6"	8 1/2"
EP-141	17" SQ	10'-0 1/2"	14"	22 1/2"	23 1/2"
EP-142	16" SQ	8'-9 1/2"	3 1/2"	18"	18"
EP-143	16" SQ	6'-7 3/4"	2 1/2"	16"	18"
EP-146	5 3/16" SQ	10'-3"	2"	5 3/16"	5 3/16"
EP-149	9 13/16" SQ	6'-11"	31 5/16"	13 7/16"	9 13/16"

■ Pilaster available as Full Square Column




# Column Covers

## Ornamental Pilasters



## Tuscan Pilasters

**EDON** Tuscan Pilasters are available in over 16 various sizes.



MODEL	WIDTH	HEIGHT	DEPTH	BASE WIDTH	CAP WIDTH
EP-103 † ■	10"	17'-11"	3"	13 1/2"	13 1/2"
EP-104 † ■	13 1/2"	9'-0"	6 3/4"	20 1/2"	20 1/2"
EP-105 † ■ ▲	17"	8'-6"	2 3/4"	21 3/4"	23 1/2"
EP-108 †	19"	14'-6"	3"	24 5/8"	26 1/4"
EP-111	18 5/8"	10'-0"	9 5/16"	26 1/8"	25 5/8"
EP-115 † ■	12"	8'-11"	6"	16"	17 1/2"
EP-119 †	8"	7'-1 3/4"	1 7/8"	10"	11"
EP-123 † ■ ▲	24"	11'-5"	3 1/2"	32"	31 15/16"
EP-127 † ■ ▲	16"	12'-0"	2"	21 1/2"	22 1/2"
EP-133 ■	30"	23'-6"	5"	42"	45"
EP-134 *	18"	14'-0"	4 1/2"	24"	23"
EP-135 * ❖	18"	13'-0"	6 1/8"	24 1/4"	22 1/4"
EP-139 *	25"	11'-1 1/2"	13"	31"	30"
EP-140 * ❖	20"	11'-1 1/2"	10"	26"	25"
EP-147 ■	20"	12'-0"	10"	26 5/8"	27"
EP-148	8"	10'-0"	4"	10 3/4"	11 1/4"

† May be varied to any height requested

■ Pilasters available as square columns

▲ Available with an attic base

\* Entasis ❖ Doric style

EDON Fiberglass Pilasters are light-weight and cost-effective



# Column Covers

## Decorative Capitals

Corinthian, Tuscan, Ionic, Scamozzi, and Temple of the Winds capitals are available individually or can be combined with many standard **EDON** column covers and pilasters. Custom capitals can be made to architectural specifications. Tuscan or custom capitals may be molded as an integral part of the column (one piece). Bases are molded separately in two sections for ease of installation around internal supporting structure.



Princeton University, School of Music, NJ



### Square Corinthian

**ECC-1**  
A- 12 1/2" sq.  
B- 20" sq.




### Roman Corinthian

**ECC-2**  
A- 6"Ø  
B- 12"Ø  
C- 14 1/2"Ø  
D- 15"Ø  
E- 20"Ø  
F- 30"Ø  
G- 10"Ø




### Temple of The Winds

**ECC-4**  
A- 11"Ø  
B- 20"Ø  
C- 24"Ø  
D- 35"Ø



### Greek Ionic

**ECC-5**  
A- 10"Ø  
B- 30" sq.  
C- 17" sq.



### Scamozzi

**ECC-6**  
A- 16" sq.  
B- 16"Ø  
C- 24"Ø  
D- 25 1/2" sq.  
E- 6 1/2"Ø  
F- 21"Ø



### Roman Ionic

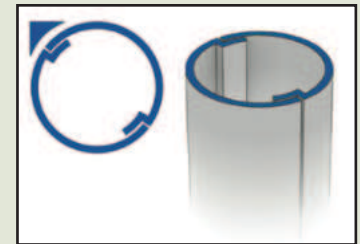
**ECC-7**  
A- 8" sq.  
B- 11 1/2"Ø  
C- 12 1/2"Ø  
D- 14 1/2"Ø  
E- 24 1/2"Ø  
F- 25 1/2"Ø  
G- 20"Ø  
H- 10"Ø

## Column Cover Joint Details



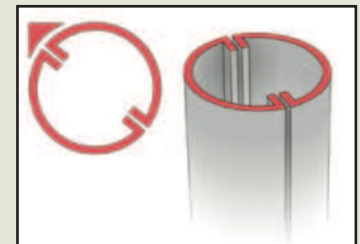
### Lap Joint

- This joint is to be filled & finished for a seamless column.
- Column is to be painted in the field as desired.
- Typical applications are for installations in a high traffic area with a permanent application.



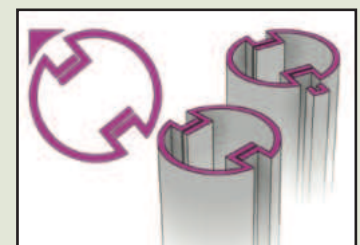
### Butt Joint

- This joint is an exposed joint.
- One side is mechanically fastened to a supporting structure. Second side is attached with adhesive.
- Available in various colors & textures, but we recommend the column to be painted in the field.



### Reveal Joint

- This joint allows for removal of column cover for access.
- Column and accent strip available in various colors and materials.
- Typical applications are for installations that hide important wiring or plumbing that may need to be easily accessed at a later time.

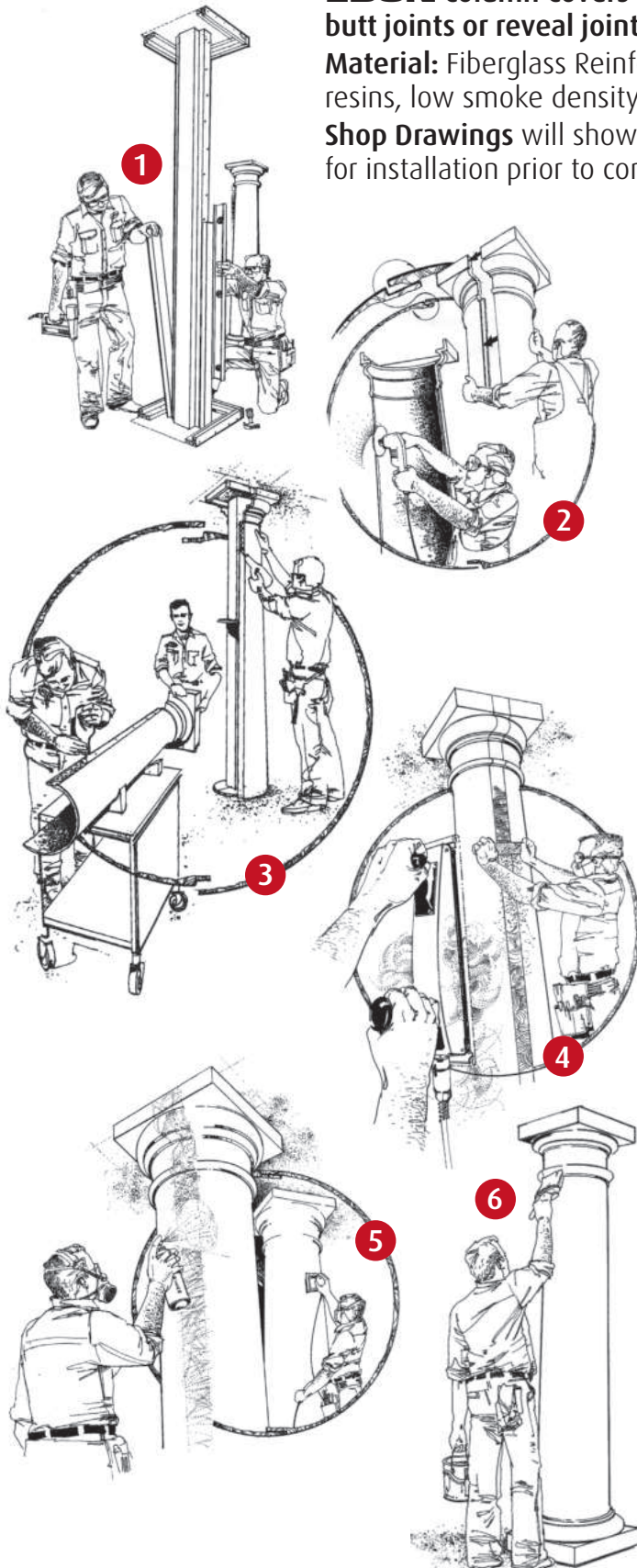


# Column Cover Installation

**EDON Column Covers** are molded in 1/2 sections with either lap joints, butt joints or reveal joints for ease of assembly and installation.

**Material:** Fiberglass Reinforced Polyester (FRP) molded with Class A fire-rated resins, low smoke density, are available in a variety of colors and finishes.

**Shop Drawings** will show dimensions, thickness, and attachment details for installation prior to construction.



## Installation Instructions

**1. BLOCKING** - Block out from existing or new vertical structure for attachment of both column halves at seams. Ensure blocking is plum and level. Pre-fit both halves of the column blocking to insure proper fit. If material is too thick, unfinished side can be easily grinded or sanded down to properly fit over lap joint. If material appears too thin, prepare to shim, so surfaces fit plumb.

**2. FASTENING** - Predrill and countersink holes according to the type of fastener being used. You may either use construction adhesive or EDON supplied Thick Mix. Starting at the top and working down, fasten the first column cover half with either screws or pop-rivets to blocking per previous instructions. Apply Thick Mix or construction adhesive to seams of both installed & uninstalled halves. Upon fastening both sections, wipe off excess Thick Mix/adhesive.

**3. PATCH & FILL** - Quickly position remaining column half, then fasten. Clean off excess Thick Mix with acetone. Repeat the previous steps to install column base. Sand the columns approx. two (2) inches on each side of the joint, using grade #200 sandpaper. Apply masking tape vertically on the columns, two (2) inches on each side of the joint and apply a thin layer of polyester body filler over the joints and fasteners.

**4. SAND** - Sand smooth and prime the body filler sections of the columns. You are now ready for the final finishing coat. Scuff entire column with Scotch-Brite® pad to prepare for painting.

**5. FINAL PREP** - Remove tape and feather body filler into the columns.

### 6. Preparing for paint

- A. Wipe down the column covers with a wax/grease remover.
- B. Lightly sand the column cover with sandpaper (200-400 grit or Scotch-Brite®).
- C. Wipe with clean cloth.
- D. Prime column covers if you are using a water based paint. It is not necessary to prime other paints.
- E. Make sure the areas that have patch and body work are primed prior to painting.

**DISCLAIMER:** EDON Corporation is a material supplier only and assumes NO liability for installation of the Fiberglass components nor any other materials used on the project. EDON is not responsible for the unloading or storage of its product nor for post finishing, painting or attachments of objects or materials furnished by others. Professional Engineering is the responsibility of the Architect/Contractor.

# Load Bearing Fiberglass Columns

## EDONiTE™

**EDON**, a leader in fiberglass architectural innovation, now supplies load bearing fiberglass columns ranging from 6" to 36" in diameter with heights from 8' to 28'. **EDONiTE™** load bearing columns combine two different technologies to provide a wide range of sizes and affordability. The smaller diameter columns are fabricated from a Class 1 fire-rated poly/marble composition. Larger diameter columns use FiberWound technology to create a Class 1 rated durable and lightweight load bearing column, with the impact resistance and very high load bearing capabilities that are achieved without excessive weight.

**EDONiTE™** load bearing columns are available with a variety of capital and base styles. Column styles can vary from straight to entasis, square in plan and fluted.



The chart lists recommended dead load values. These loads apply to full columns installed according to EDONiTE™ installation instructions. All split columns and pilasters are non-load bearing. Load is to be applied concentrically through axis of column. Loads are valid only if applied uniformly between full area of column shaft ends. Load values are provided as a convenience and are not exact. Consult a structural engineer for accurate load estimates.

### LOAD RECOMMENDATIONS

COLUMN DIA.	LOAD IN LBS.
12"	6,000
14"	8,000
16"	10,000
18"	12,000
20"	14,000
22"	16,000
24"	18,000
30"	24,000

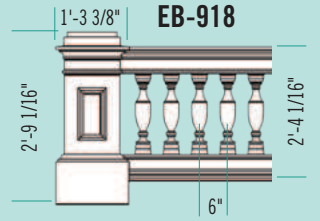
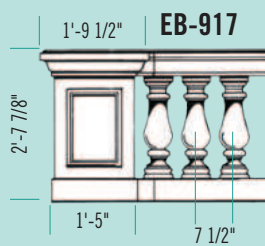
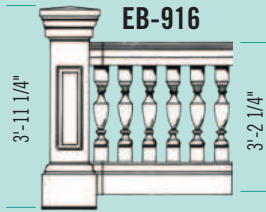
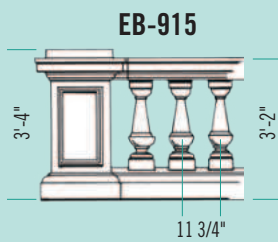
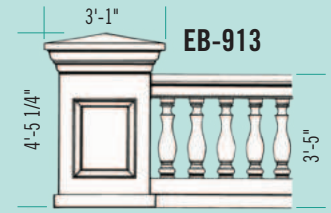
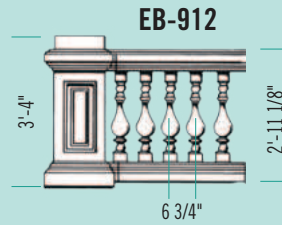
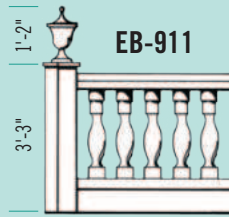
All EDONiTE™ Columns require painting after installation. EDONiTE™ Columns are weatherproof, insect-free and low maintenance.

# Balustrade Systems

## Fiberglass Balustrades



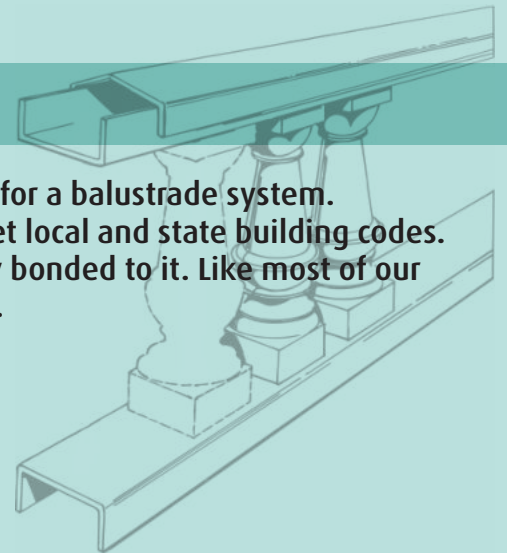
Office Building, Coudersport, PA



**EDON** Fiberglass Balustrade Systems are best utilized when either replacing an existing system or as a decorative element to a building.

## Polyurethane Balustrades

High Density Polyurethane makes an affordable and elegant choice for a balustrade system. Free from rotting, warping or cracking, our lightweight systems meet local and state building codes. During the molding process, each piece has a finish paint chemically bonded to it. Like most of our polyurethane products, a top coat of exterior paint is recommended.



Original 100 year old baluster



New reproduction

New or old, residential or commercial, polyurethane millwork can replicate products made 100 years ago by the finest craftsman.

### 4" BALL RULE

This well known and standard code for balustrade systems requires that a 4" ball must not pass between any two balusters.

### Residential projects

(most areas) Railing height must be 36" high to pass code.

### Commercial projects

(most areas) Railing height must be 42" high to pass code.

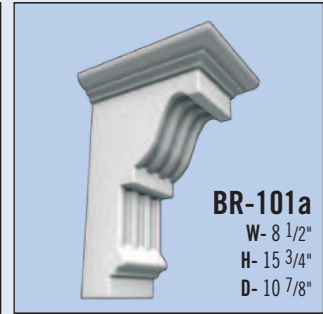
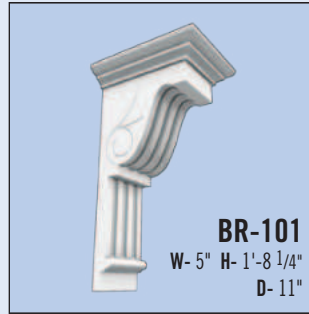
Balustrades are light-weight and built for endurance



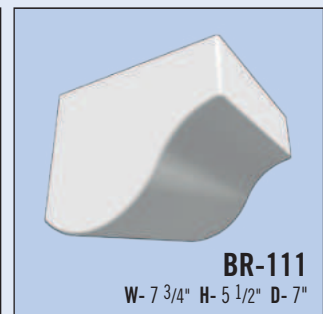
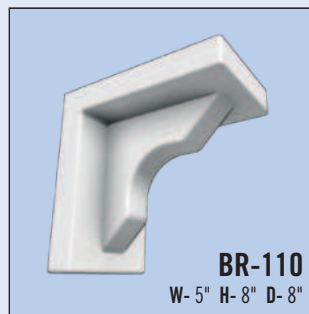

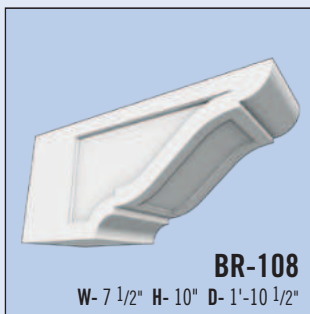
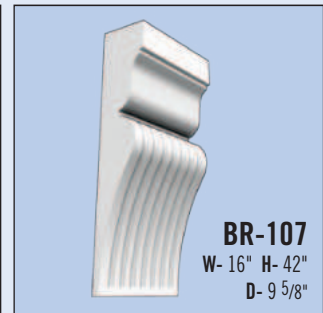

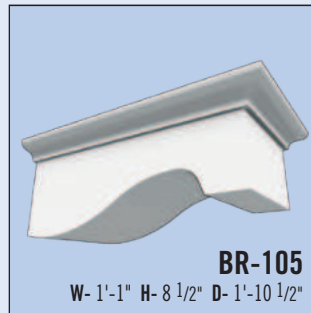
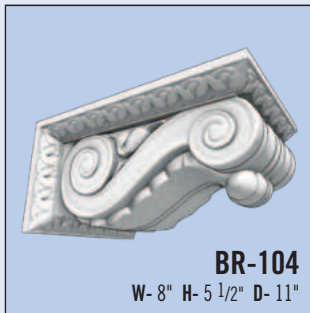
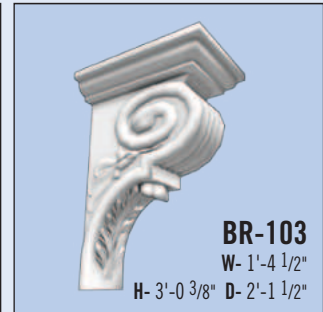
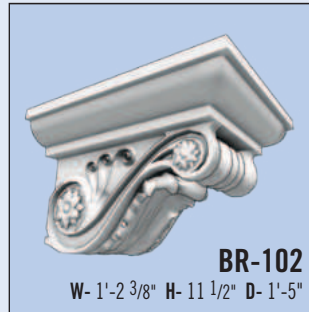
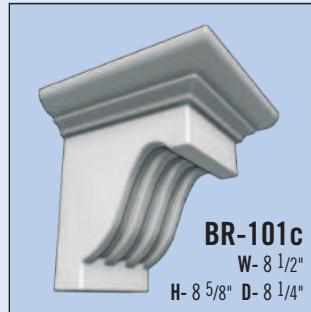
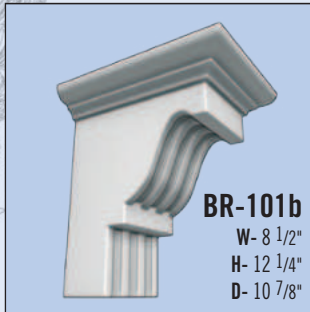

# Brackets



133-141 W. 140th Street, NY



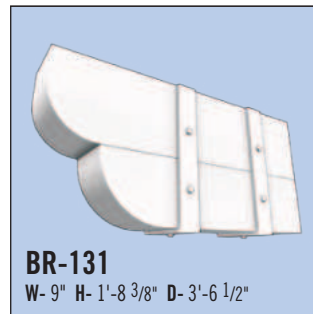
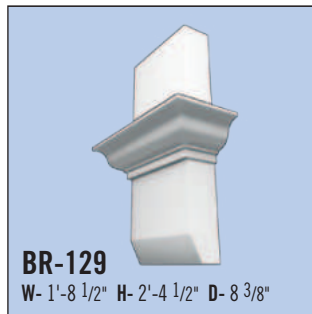
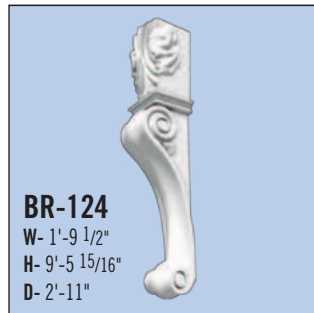
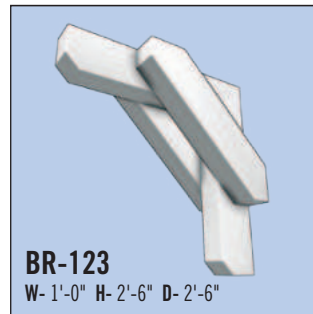
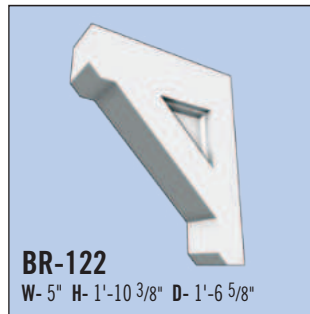

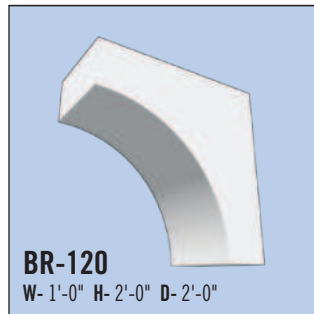
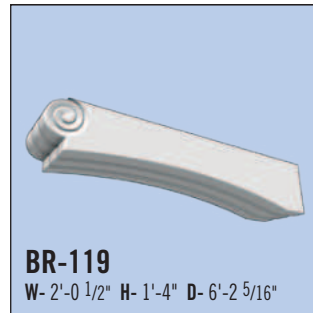
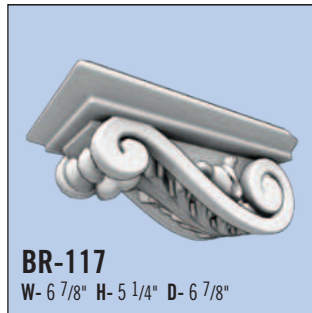
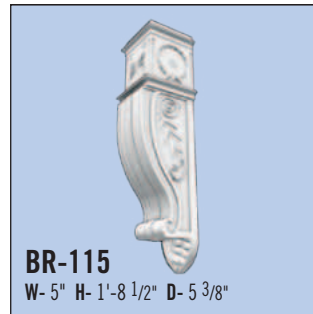
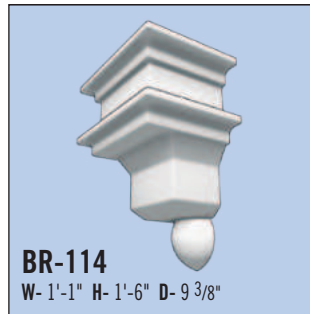
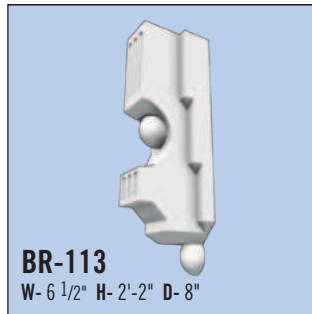
**EDON** has over 50 standard bracket designs from which to select. Fiberglass brackets can be molded into an existing cornice profile or produced separately to be attached in the field. **EDON** can also provide custom tooling to produce a one-of-a-kind bracket.



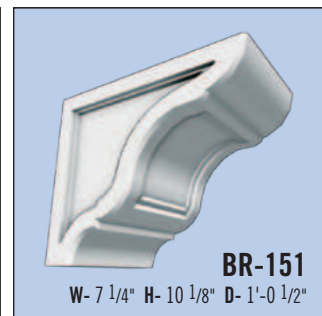
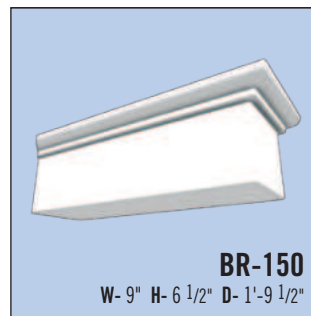
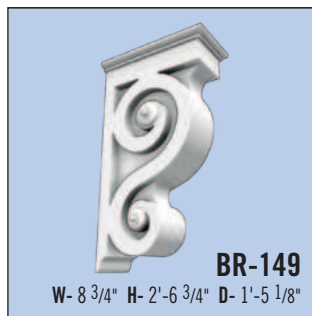
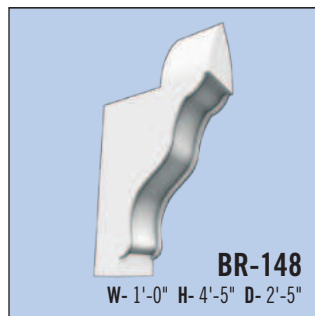

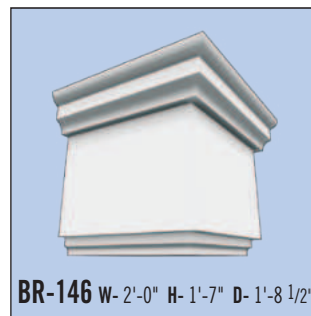
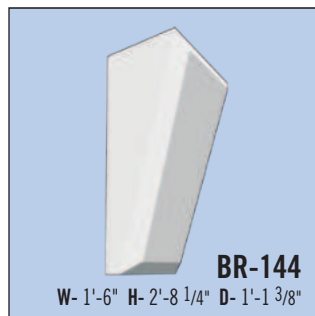

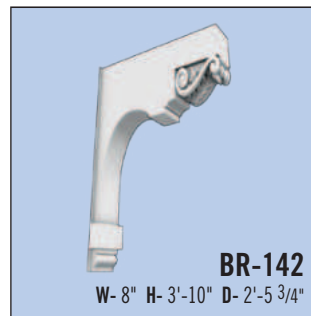

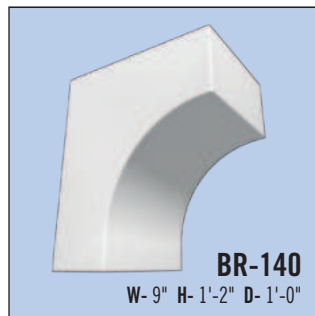
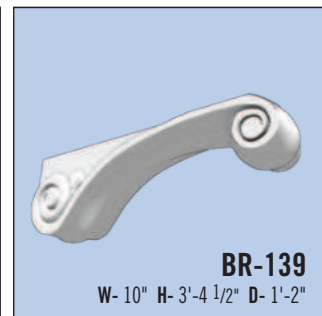
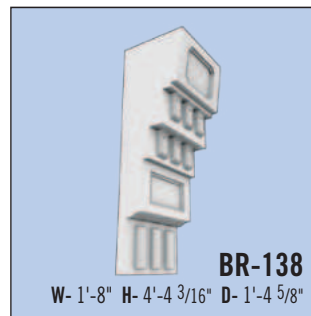
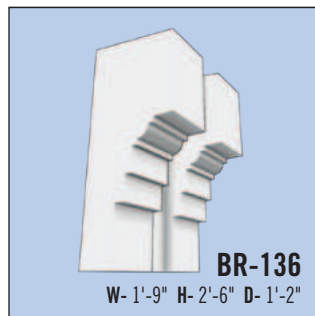
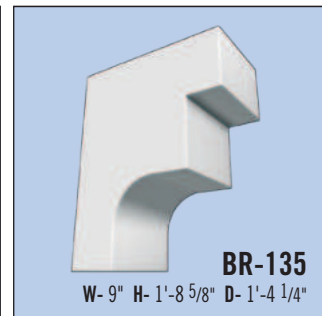
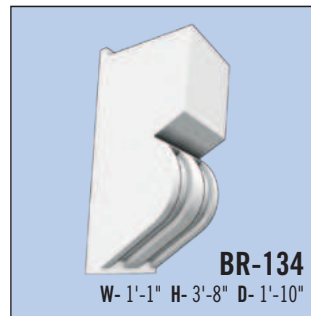
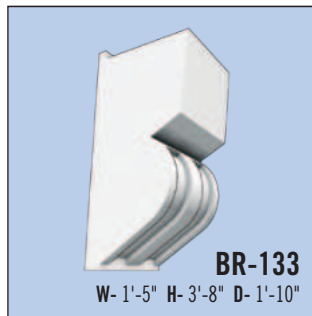
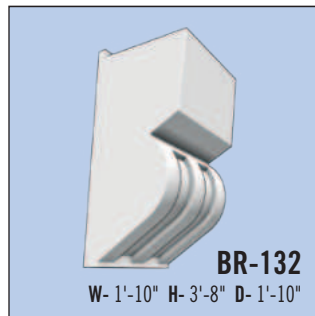
W- WIDTH H- HEIGHT D- DEPTH



# Brackets



# Brackets





Residential application, Pittsburgh, PA

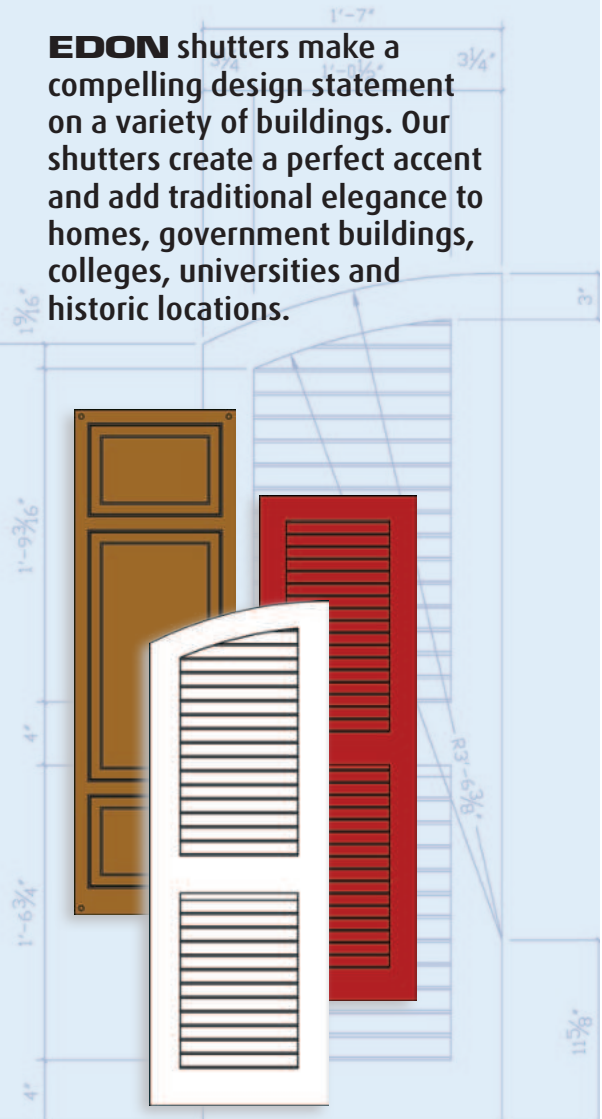


Johnson & Johnson Corporate Offices, NJ

## Shutters designed and produced to fit your needs

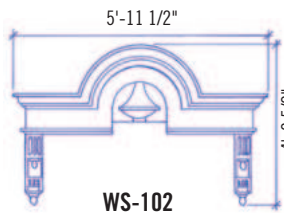
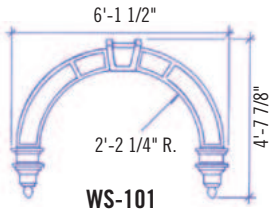
MODEL NO.	HEIGHT	WIDTH	TYPE
ELP-1	5'-1 1/2"	1'-7"	LOUVER SHUTTER
ELP-2	4'-1 1/2"	1'-7"	LOUVER SHUTTER
ELP-3	6'-10 1/2"	2'-0 1/2"	LOUVER SHUTTER
ELP-4	5'-7 1/2"	2'-0 1/2"	LOUVER SHUTTER
ELP-5	5'-7 1/2"	1'-7"	LOUVER SHUTTER
ELP-6	6'-10 1/2"	1'-7"	LOUVER SHUTTER
ELP-7	5'-7 1/2"	2'-2 7/8"	LOUVER SHUTTER
ELP-8	8'-4 3/4"	3'-0"	LOUVER IN-FILL PANEL
ELP-9	8'-4 3/4"	4'-7 1/2"	LOUVER IN-FILL PANEL
ELP-10	8'-5 3/4"	4'-7 1/2"	LOUVER IN-FILL PANEL
ELP-11	7'-0"	2'-3"	RADIUS TOP LOUVER IN-FILL PANEL
ELP-12	9'-6 3/16"	2'-0"	RADIUS TOP PANEL SHUTTER
ELP-13	6'-3 3/4"	2'-0"	PANEL SHUTTER
ELP-14	5'-10 7/8"	2'-0"	PANEL SHUTTER
ELP-15	5'-5 5/8"	2'-0"	PANEL SHUTTER
ELP-16	3'-3 5/8"	2'-0"	PANEL SHUTTER/SPANDREL
ELP-17	2'-10 1/8"	2'-0"	PANEL SHUTTER/SPANDREL
ELP-18	5'-0 3/4"	2'-0"	PANEL SHUTTER
ELP-19	5'-9"	2'-0"	PANEL SHUTTER
ELP-20	6'-5"	2'-0"	PANEL SHUTTER
ELP-21	5'-0 3/4"	2'-0"	PANEL SHUTTER
ELP-22	2'-1 1/4"	2'-0"	PANEL SHUTTER
ELP-23	6'-5"	1'-9"	LOUVER (NO STILL)
ELP-24	6'	2'-0"	BATTEN SHUTTER
ELP-25	3'-9 1/2"	1'-1 1/2"	RADIUS TOP BATTEN SHUTTER
ELP-26	5'-9 1/4"	3'-1 7/8"	ARCHED LOUVER
ELP-27	6'-10"	1'-8"	LOUVER SHUTTER
ELP-28	4'-10"	1'-8"	LOUVER SHUTTER
ELP-29	6'-8"	2'-0 3/8"	LOUVER SHUTTER
ELP-30	7'-6"	2'-0 3/8"	LOUVER SHUTTER

**EDON** shutters make a compelling design statement on a variety of buildings. Our shutters create a perfect accent and add traditional elegance to homes, government buildings, colleges, universities and historic locations.

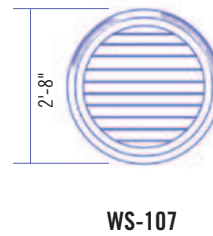
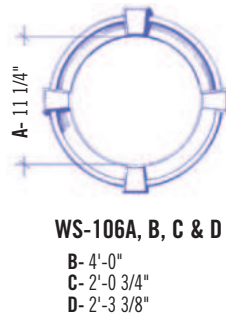
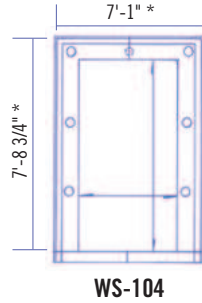
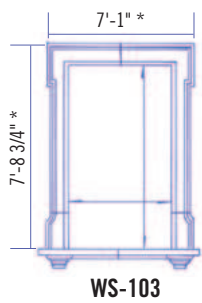


# Entrance & Window Surrounds

House of Delegates,  
Annapolis, MD

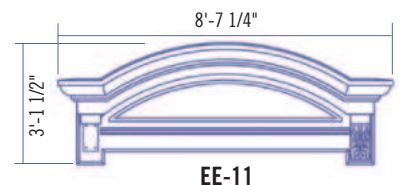

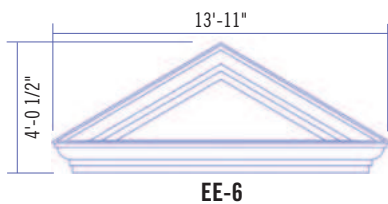
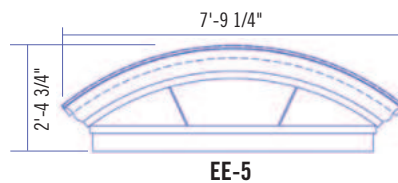
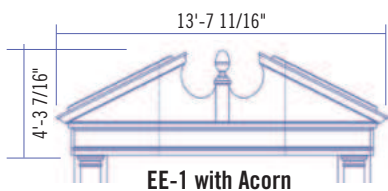
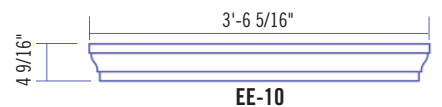
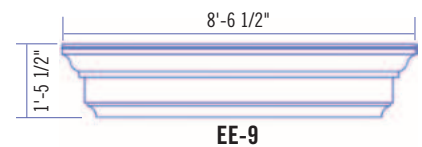
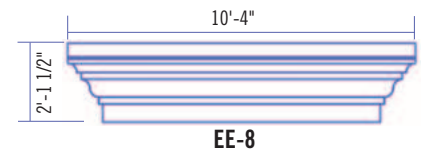
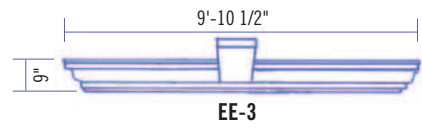
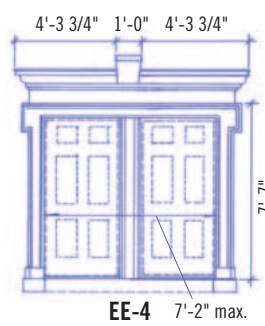
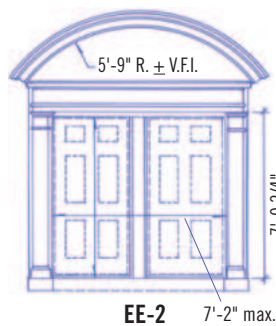
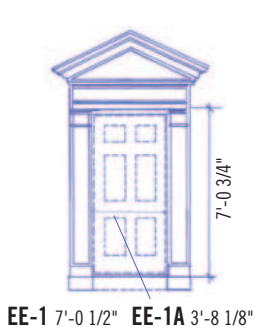


Corinthian Condominiums, Bala Cynwyd, PA



\*Custom modifications to size can be made.

**EDON** Fiberglass Door and Window Surrounds are designed and produced to fit your specific requirements. Sizes can vary from 3' to 8' wide and up to 9' high. **EDON** can create a custom Door or Window Surround to match an existing profile already in place.



# Spandrels



University of Connecticut, CT



Red Cross Office Building, NJ

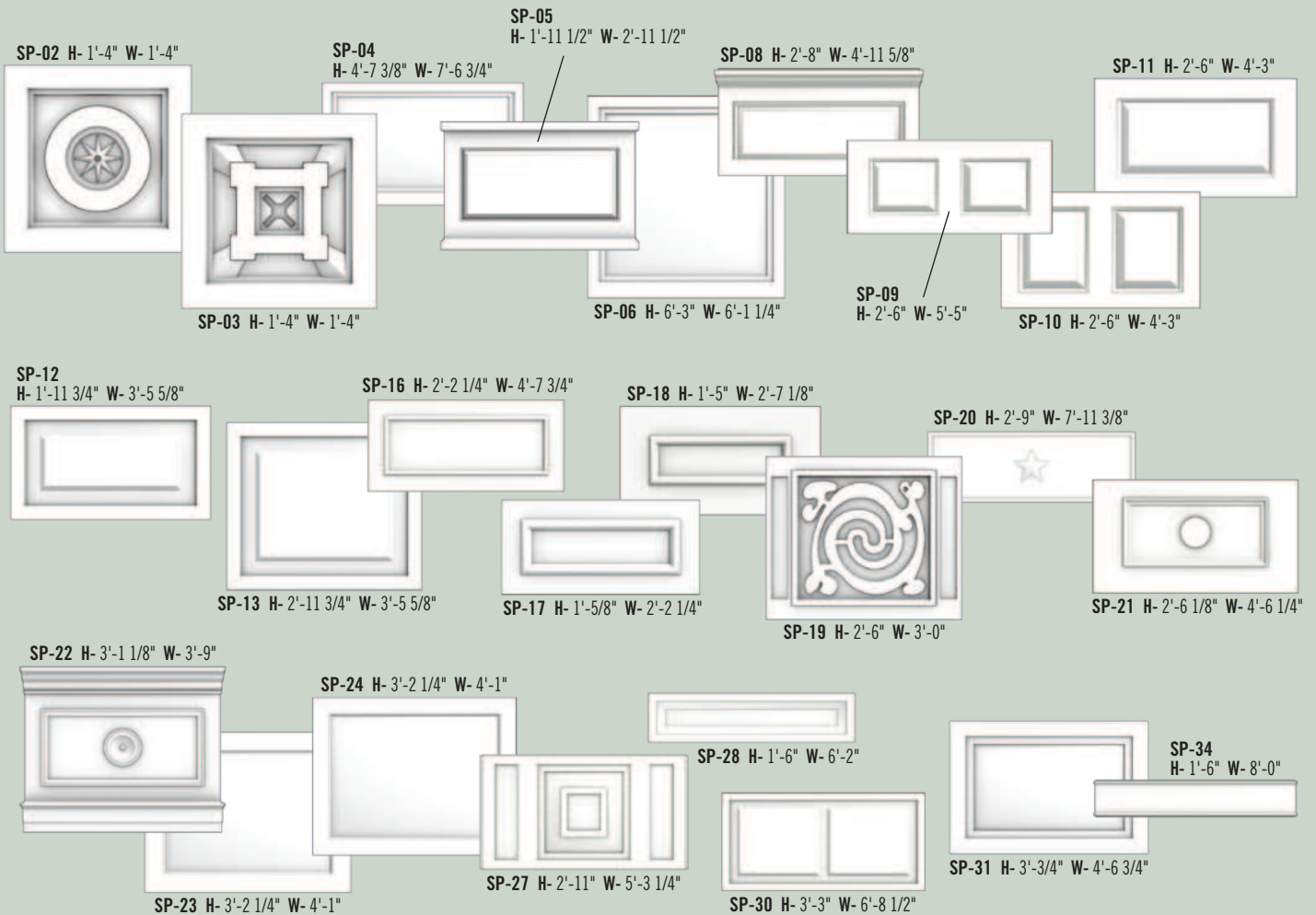


Polish & Slavic Federal Credit Union, NY



University of Maryland, School of Nursing

Custom Spandrel Panels are available in any size and configuration. **EDON** has over 35 standard Spandrel Panels available. Please visit us at [www.edon.com](http://www.edon.com) for our complete line of Spandrel panels.



Spandrel Panels offer extensive design options



# Cupolas



Atlantic City H.S., NJ



Lincoln Park Municipal Building, NJ




**EDON** creates an unlimited variety of standard and custom cupolas, awnings and canopies to compliment and enhance any environment. Our services and finely crafted products are a resource for architects, designers and builders worldwide.



**Lafayette**

H- 4'-4 1/2" W- 2'-4"




**Fairfax**

H- 7'-10 5/8" W- 3'-6"



**Concord**

H- 6'-5" W- 3'-6"



**Monticello**

H- 9'-2" W- 4'-6"

Lafayette, Fairfax and Concord come standard with a weathervane.

Monticello comes standard with ES-508. (see page 25)


Available in 2 sizes



**Zenith 1&2**


(1) H- 5'-1" W- 3'-4"

(2) H- 7'-1" W- 4'-7"



**Capitol**


H- 7'-9" W- 4'-9"



**Regent**

H- 11'-9 1/16" W- 6'-0"

OCTAGON SIDE- 3'-0" WIDE



**Summit**

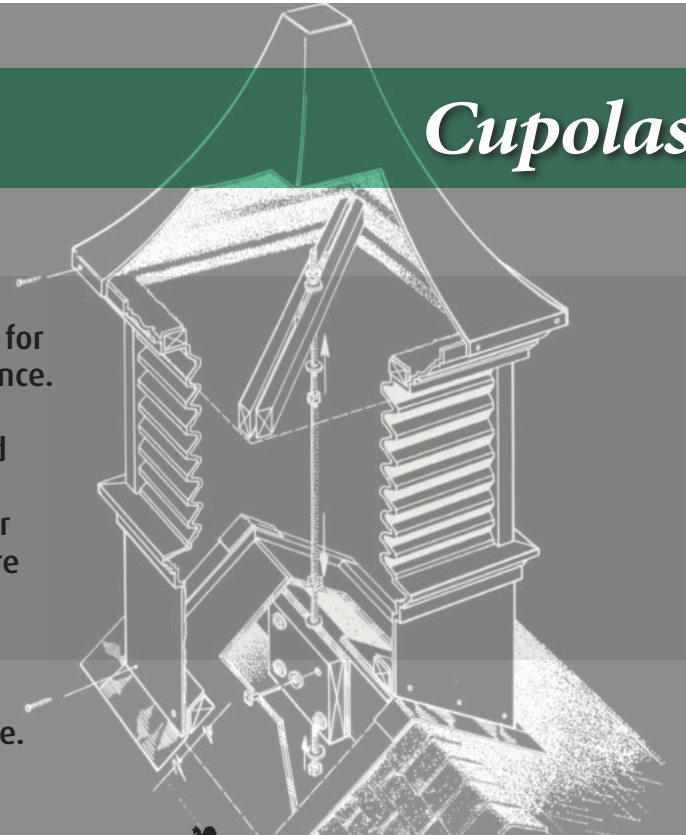
H- 15'-0" W- 11'-1"

H- HEIGHT W- WIDTH


# Cupolas

**EDON** Fiberglass Cupolas are admired for both their splendor and historic significance. They continue to be a classic accent to homes, universities, banks, religious and government buildings. **EDON** Cupolas come with standard weathervanes, or for additional cost, an **EDON** Finial or Spire of your choice. (see pages 24 and 25).

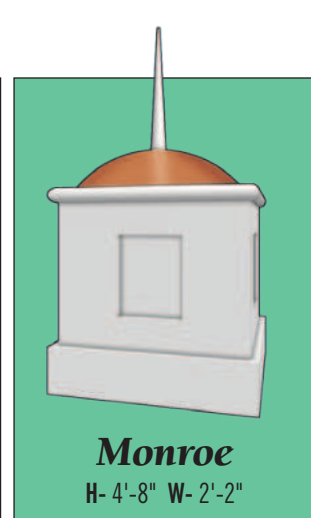
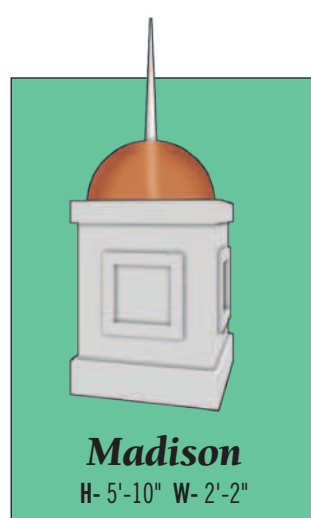
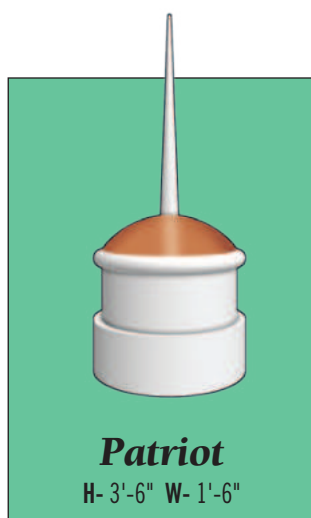

Cupolas roof and/or body available in custom solid color at no additional charge.



OCTOGON SIDE- 6'-9 1/4" WIDE




OCTOGON SIDE- 5'-1 11/16" WIDE



# Ornamentation – Finials

**EDON** offers a wide variety of finial sizes and shapes as well as custom designs.





# Spires & Spheres



Anoopam Mission, Coplay, PA



**EDON's** reputation as a unique source of architectural ornamentation spans a half century.

ES-505 H- 4'-3" W- 4" sq.

ES-506 H- 5'-0" W- 7" Ø

ES-507 H- 7'-11" W- 5 3/4" Ø

ES-508 H- 7'-7 1/2" W- 3 1/2"

ES-509 (A&B) H- 6'-7" W- 2'-9 1/2" sq.  
(A) W- 2'-6" sq.  
(B) W- 1'-3" sq.

ES-510 (A) H- 4'-2" (B) H- 2'-3" H- 7'-1 1/2" W- 1'-3" Ø

ES-511 H- 9'-0 1/16" W- 1'-4" Ø

ES-512 H- 3'-9" W- 5 3/4" Ø

ES-513 H- 2'-4 1/4" W- 4" sq.

ES-514 H- 1'-0 7/8" W- 4" Ø


ES-515 H- 6'-0" W- 1'-3" Ø

ES-516 H- 18'-6" W- 5'-0" Ø

All spires are available with optional lightning rods.



(8' Spheres, Designer Willie Cole), College of New Jersey, NJ



Custom diameters available from 3.5" - 96"



# Exterior Domes



Promenade at Sagamore, Marlton, NJ



City of North Las Vegas Justice Facility, NV

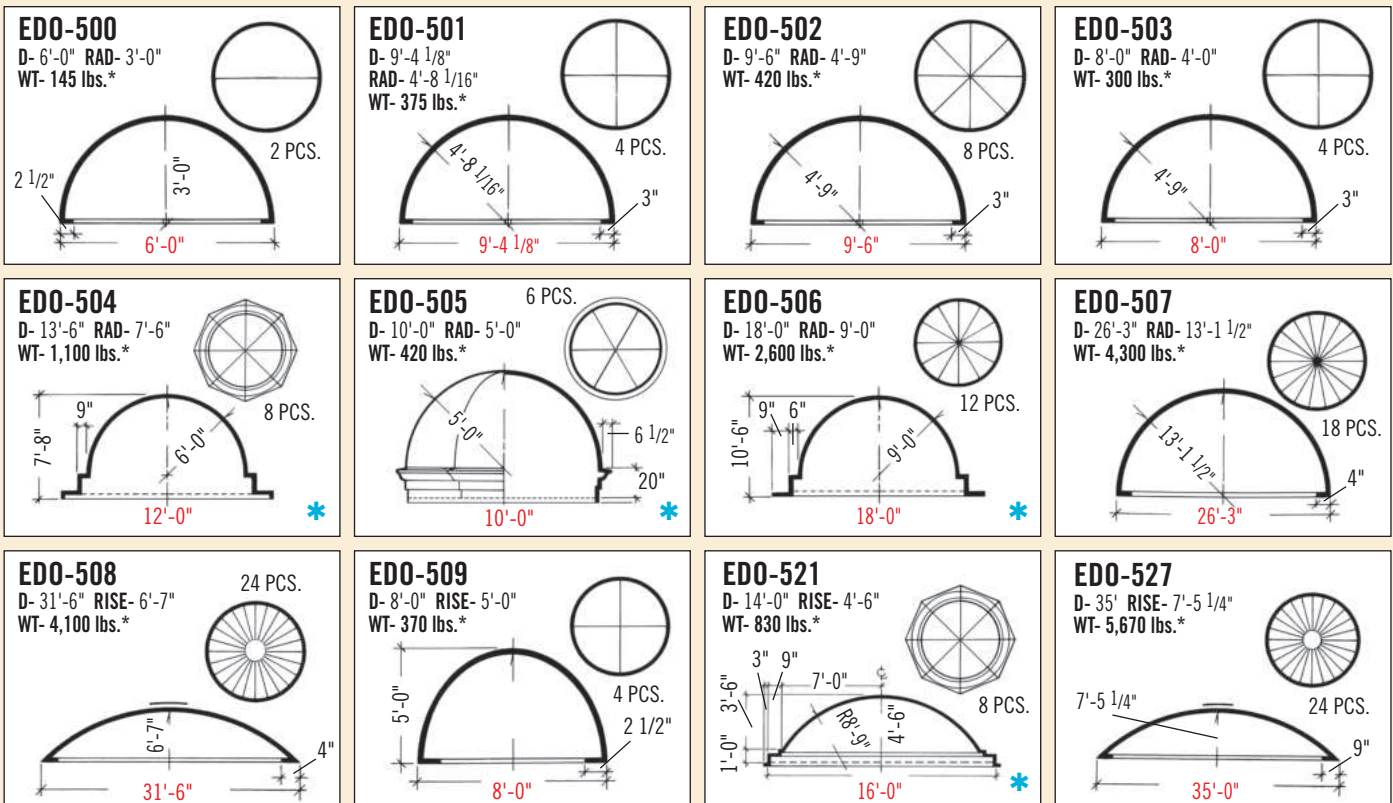
**COMMERCIAL • GOVERNMENT • INDUSTRIAL • RELIGIOUS • RESIDENTIAL**



**EDON** is a leader in producing Fiberglass Domes; both exterior and interior with finished surfaces in colors of your choice. Our pre-fitted bolt flange assembly insures a perfect fit on the job. **EDON** can produce custom domes to meet the architect's design specifications.

*Standing seams are available as an option on most exterior domes.*

Diameters and rises can be modified.



D- DEPTH RAD- RADIUS WT- WEIGHT \*Weights are approximate

\* Optional Skirts Available:  
EDO-504 (H- 1'-6"), EDO-505 (H- 1'-8"), EDO-506 (H- 1'-6") and EDO-521 (H- 1'-0").


# Exterior Domes



Caesars Hotel and Casino, Atlantic City, NJ

**EDON** has over 50 standard dome sizes from 3' to 37' diameter. **EDON** Standard Domes can be modified with no additional tooling costs or loss of production time.

CAD drawings are supplied for approval prior to manufacturing. Domes are pre-engineered, pre-fitted in plant, inspected and numbered for ease of installation prior to shipping.




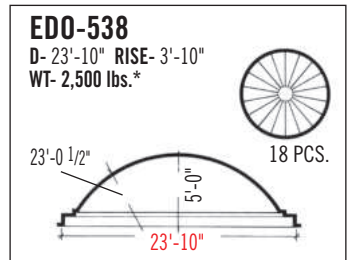
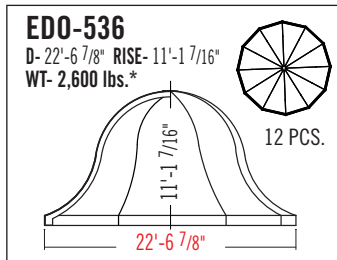
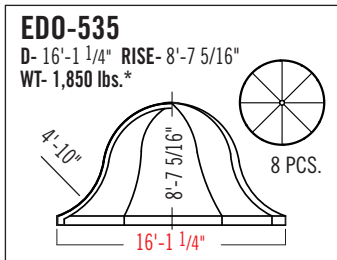
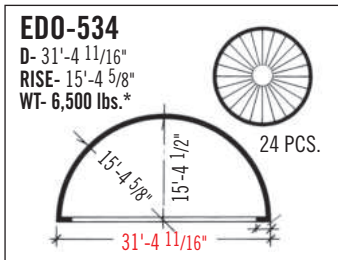
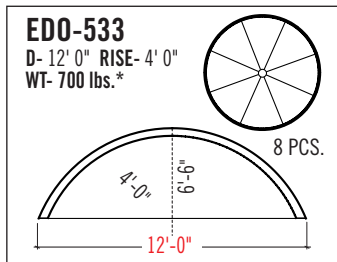
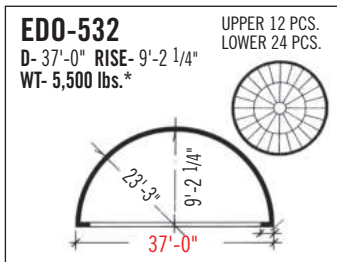
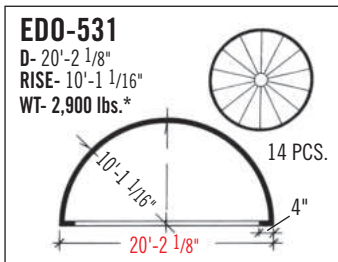
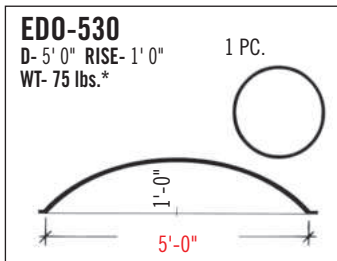
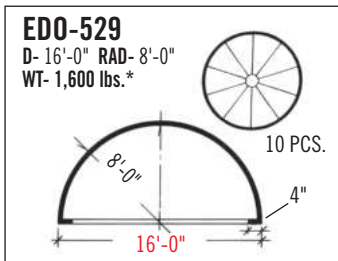
**EDON** has a large selection of light-weight and low maintenance Fiberglass Domes to meet your design requirements.

*Professional Engineered sealed drawings are available at an additional expense and not performed on each dome unless requested.*



Polish & Slavic Federal Credit Union, NY

Diameters and rises can be modified.



D- DEPTH RAD- RADIUS WT- WEIGHT \*Weights are approximate

All domes are made with Class A fire retardant resins to meet local and state fire codes



# Religious & Ornamental Domes



**EDON Domes** are built to meet the needs of churches, mosques and temples throughout the USA.

Fiberglass allows the versatility and creativity in design so that almost any configuration can become a reality. Architects and designers benefit from the freedom to recreate religious shapes without sacrificing the authenticity.

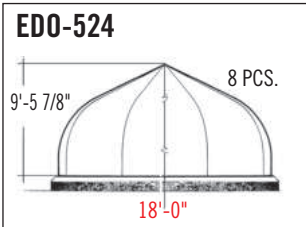
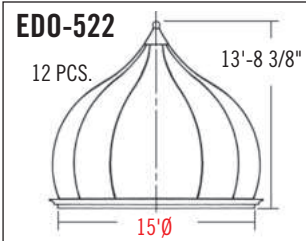
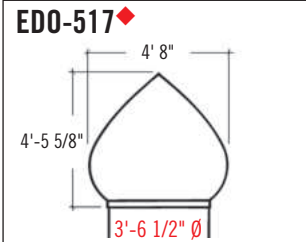
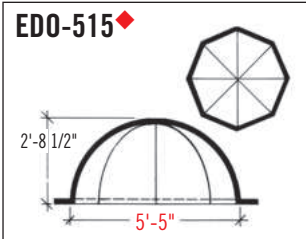
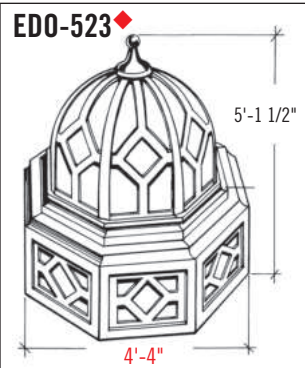
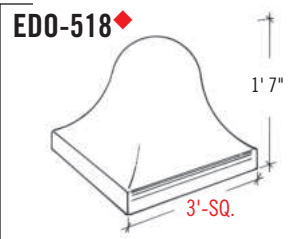
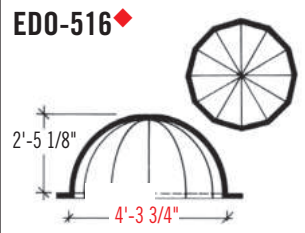
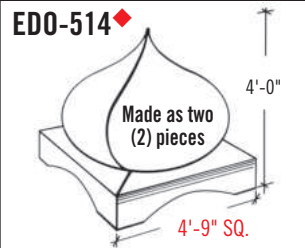
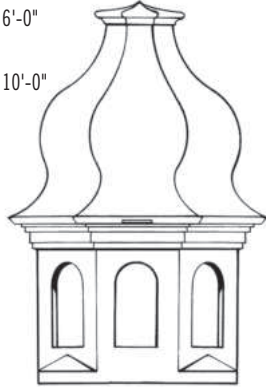


**EDO-512**  
H- 12'-5" W- 6'-0"

**EDO-513**  
H- 18'-0" W- 10'-0"

**EDO-510** ♦  
H- 6'-7" W- 2'

**EDO-511** ♦  
H- 9'-8" W- 3'-5"

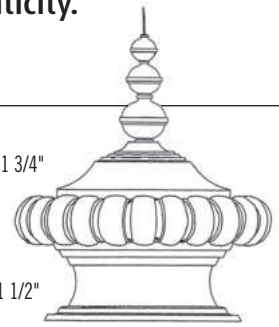


**EDO-526A**  
H- 9'-11 5/8" W- 8'-11 3/4"

**EDO-526B**  
H- 5'-5 3/4" W- 7'


**EDO-526C**  
H- 14'-7 1/4" W- 9'-11 1/2"

All sizes have an optional lightning rod

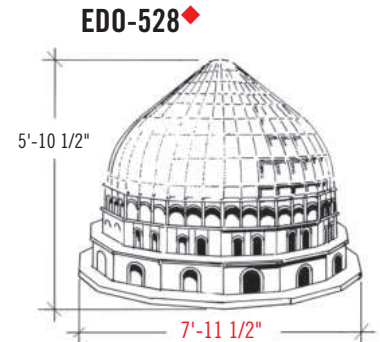
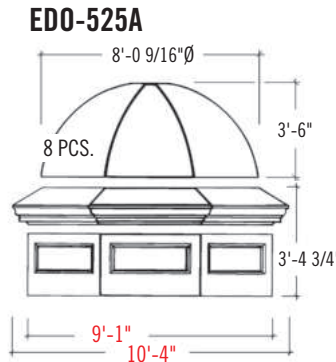


**EDO-519** H- 11'-11" W- 6'-7"

**EDO-520** H- 14'-10 3/4" W- 8'-2 3/4"



**EG-1 GAZEBO UNIT**  
(DOME & COLUMNS)  
12' Outside Diameter, 19' High



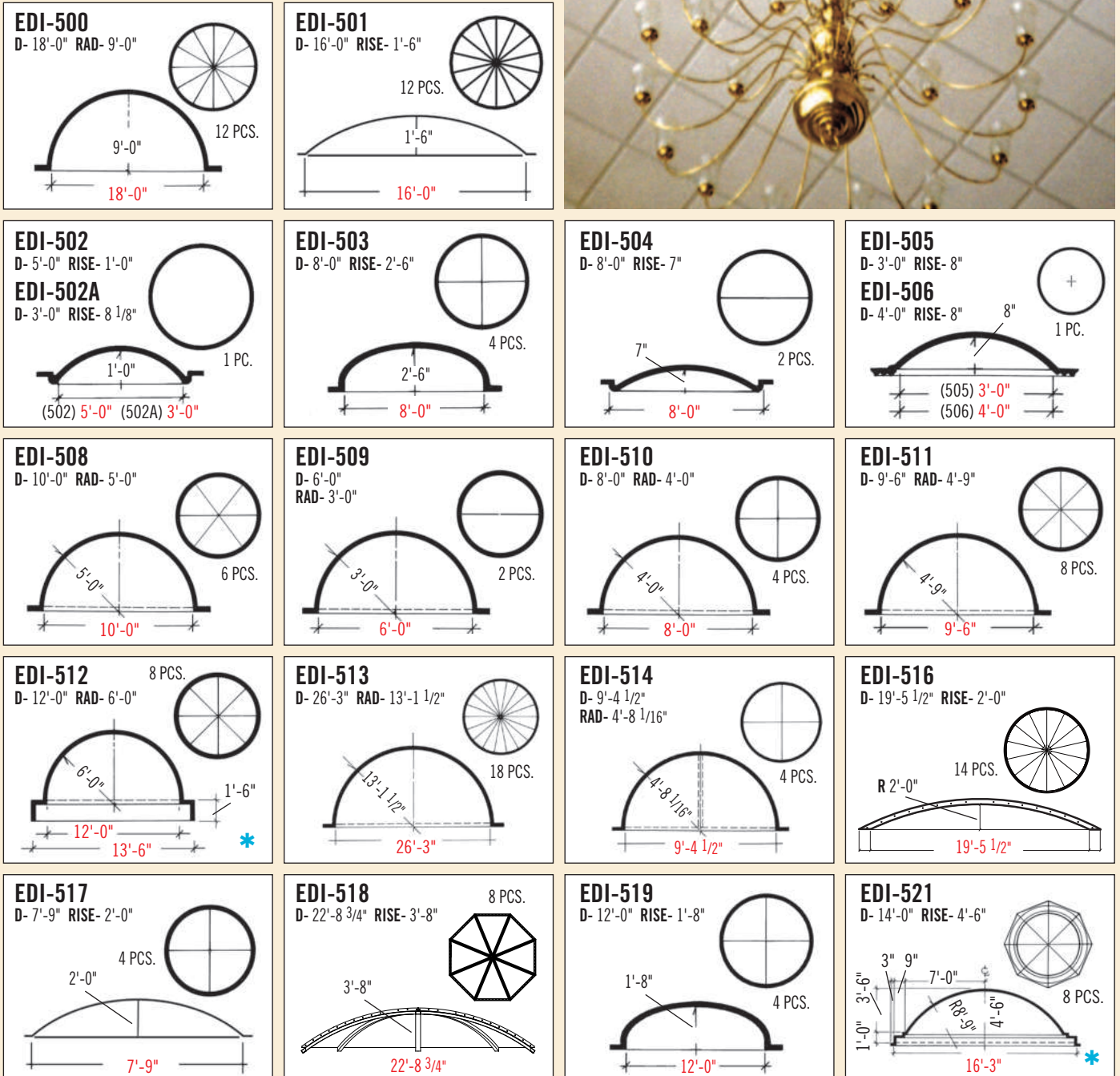

H- HEIGHT W- WIDTH  
\*Weights are approximate

♦ Ships in one piece

# Interior Domes

**EDON** Interior Fiberglass Domes are lightweight, pre-fitted and easy to install. Interior domes can be installed thru the baseflange and/or hung from above through the bolt flange.

Fiberglass Reinforced Gypsum Interior Domes available upon request.



D- DEPTH RAD- RADIUS

\* Optional Skirts Available: EDI-513 (H- 1'-6") and EDI-521 (H- 1'-0").



# Dome Installation



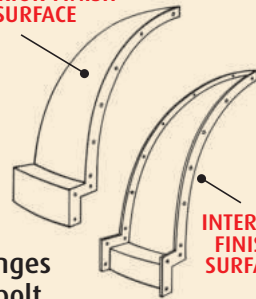
STANDARD DOME



STANDING SEAM DOME

## PREFITTED BOLT FLANGE ASSEMBLY

EXTERIOR FINISH SURFACE



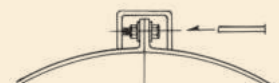
INTERIOR FINISH SURFACE



STANDARD DOME



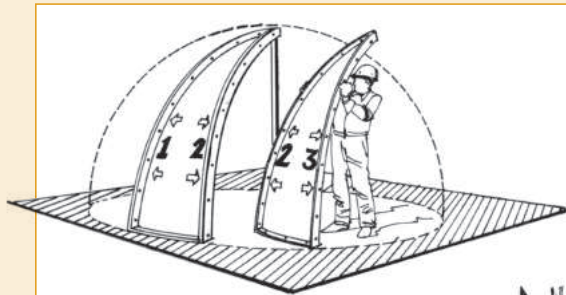
INTERIOR BOLT FLANGE MOLDED STANDING SEAM



EXTERIOR BOLT FLANGE MOLDED STANDING SEAM

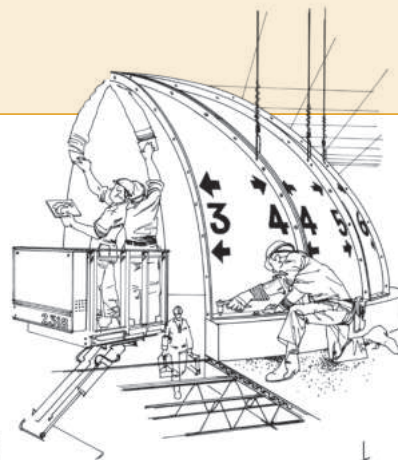
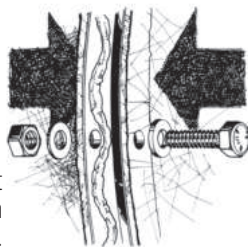
**EDON** manufactures exterior domes with internal bolt flanges and smooth exterior surface. Special orders include exterior bolt flange with molded standing seam look & internal flanges with exterior clips and molding standing seam applique.

## Interior



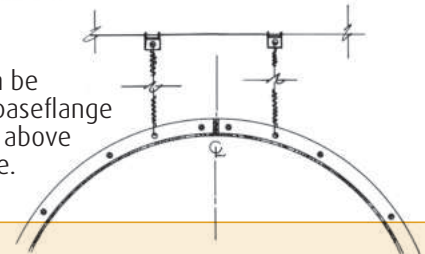
Each section has been pre-drilled, pre-fitted & numbered at the factory. Set up piece number 1 on a flat surface.

Apply sealant liberally to bolt flanges and put together with supplied hardware.



After final part is installed, seams may be spackled with polyester "bondo". Allow to dry, sand then paint.

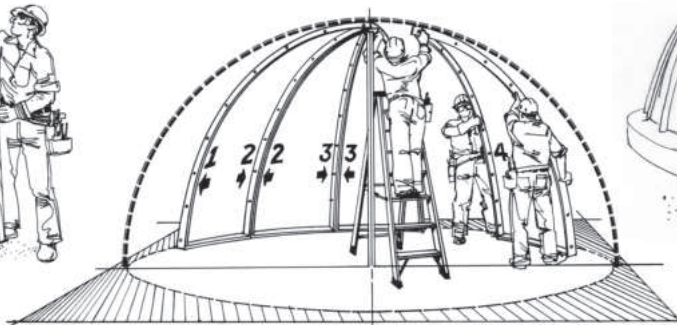
Interior domes can be installed thru the baseflange and/or hung from above thru the bolt flange.



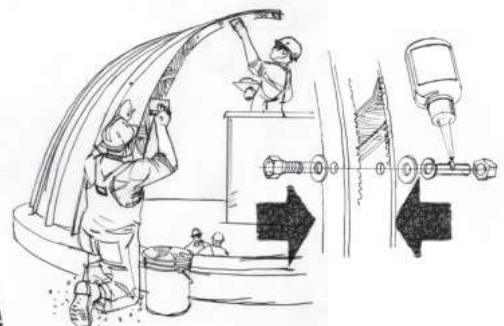
## Exterior



Depending on the size of the dome, you can install in place or put together on the ground (making sure of level surface) and lift in place.



Dome sections are pre-drilled, pre-fitted and numbered in sequence for bolting to each other.



Prior to final fitting, apply sealant liberally to bolt flanges and tighten.

# Interior Gypsum Domes

## *(GRG) Glass Reinforced Gypsum Interior Domes*



GRG Interior Domes can be used with light troughs, medallions, chandeliers and recessed lighting in both commercial and residential applications. They can also be combined with a hanging light fixture, an indirect lighting ring, or stand alone as a decorative addition. **GRG Interior domes are available in over 40 diameters, from 8" to 10'.** Please call for further details.

*EDON also offers additional architectural ornamentation in GRG. Please call for details.*

## *Polyurethane Millwork*

*Lightweight, Moisture Resistant, Maintenance-free, Primer Coated*

### *Interior and Exterior*

**EDON** presents a new line of high-density polyurethane millwork, pressure molded to achieve a density similar to pine molding with the ability to replicate items to meet your design requirements.



**EDON** can create any style of millwork using existing drawings, molds or designs – or create a custom one-of-a-kind design. Polyurethane does not rot, so it can offer longevity that far exceeds comparable components created with wood, without compromising it aesthetically. Polyurethane can simulate wood, resulting in a structurally sound architectural enhancement to your remodeling or building project.

ARCHES • BALUSTRADE SYSTEMS • BRACKETS • CORNICE • DENTIL BLOCKS • DORMER & DORMER TRIM  
ENTRANCES • LOUVERS • MEDALLIONS • MOLDINGS (INTERIOR & EXTERIOR) • REPRODUCTIONS  
ROSETTES • SURROUNDS • SHUTTERS • WINDOW HEADERS

*Custom shapes are available in both gypsum and polyurethane*



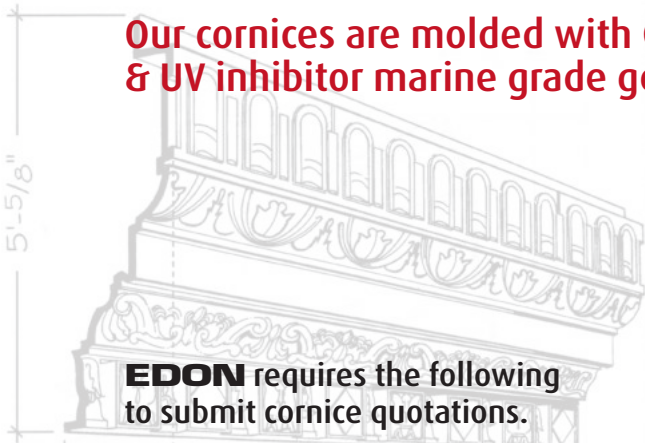
# Cornices

**EDON's** ability to reproduce simple to complex configurations allows the architect the freedom to recreate historical shapes and finishes without sacrificing authenticity. **EDON's** lightweight fiberglass reduces the load on the building structure.

Regent Terrace, Philadelphia, PA



Our cornices are molded with Class A fire-rated unfilled resin & UV inhibitor marine grade gel coat in the color of your choice.



**EDON** requires the following to submit cornice quotations.

**PLANS:** Provide plan view/sections and elevation drawings. Inside/outside corners, "Z" corners & end caps.

**COLOR TEXTURE:** Submit color sample, finish and texture you require.

**INSTALL DETAILS:** Send us the architectural drawings and **EDON** will recommend internal blocking required for installation. CAD drawings are supplied prior to manufacturing.

**SHIPPING:** **EDON** requires location of job site in order to determine method of shipping, shipping carrier and shipping dates.



Rittenhouse Parking Garage, Philadelphia, PA



# Cornices




















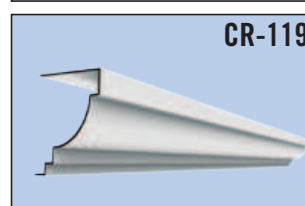


U.S. National Bank, Galveston, TX



Red Cross Office Building, New Brunswick, NJ

**EDON** has over 500 stock profiles available to architects, builders and developers. Since separate units can be combined or modified to suit the needs of the architect, design possibilities are limitless.

 <p><b>CR-101</b></p> <p>H- 2'-10 9/16" D- 1'-4 1/2" L- 9'-7 1/2"</p>	 <p><b>CR-102</b></p> <p>H- 1'-6 1/8" D- 1'-3 3/4" L- 8'-0"</p>	 <p><b>CR-103</b></p> <p>Optional Lionshead Applique</p> <p>H- 1'-11 3/4" D- 2'-4 7/8" L- 9'-4 1/2"</p>	 <p><b>CR-104</b></p> <p>H- 3'-4" D- 1'-11 1/4" L- 7'-2"</p>
 <p><b>CR-105</b></p> <p>H- 2'-3 3/8" D- 1'-5" L- 7'-6"</p>	 <p><b>CR-106</b></p> <p>H- 3'-4" D- 1'-4 1/2" L- 7'-2"</p>	 <p><b>CR-107</b></p> <p>H- 2'-2 1/4" D- 11 1/4" L- 8'-0"</p>	 <p><b>CR-108</b></p> <p>Optional BR-109 Brackets</p> <p>H- 1'-9" D- 1'-1 7/8" L- 8'-0"</p>
 <p><b>CR-109</b></p> <p>H- 1'-4" D- 1'-0" L- 8'-0"</p>	 <p><b>CR-110</b></p> <p>H- 1'-4" D- 4 3/4" L- 8'-0"</p>	 <p><b>CR-111</b></p> <p>H- 1'-6" D- 1'-6" L- 7'-0"</p>	 <p><b>CR-112</b></p> <p>H- 2'-3 1/2" D- 2'-6" L- 8'-8 1/2"</p>
 <p><b>CR-113</b></p> <p>H- 3'-10 1/8" D- 3'-4 3/8" L- 9'-6"</p>	 <p><b>CR-114</b></p> <p>H- 10 1/2" D- 6 1/2" L- 8'-3"</p>	 <p><b>CR-115</b></p> <p>H- 1'-4 5/8" D- 11" L- 8'-0"</p>	 <p><b>CR-115a</b></p> <p>H- 1'-6 5/8" D- 1'-3" L- 8'-0"</p>
 <p><b>CR-116</b></p> <p>H- 3'-10 3/4" D- 1'-8 1/4" L- 8'-0"</p>	 <p><b>CR-117</b></p> <p>H- 1'-9 1/2" D- 1'-8 1/16" L- 8'-0"</p>	 <p><b>CR-118</b></p> <p>H- 1'-9" D- 11" L- 8'-0"</p>	 <p><b>CR-119</b></p> <p>H- 6'-7/8" D- 5'-7/8" L- 5'-7 7/8"</p>

H- HEIGHT D- DEPTH L- LENGTH













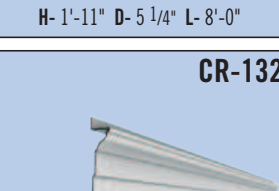
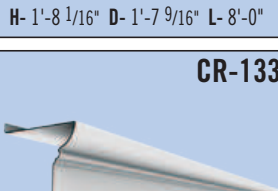
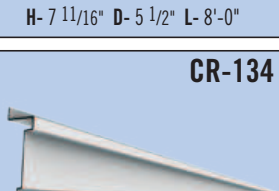
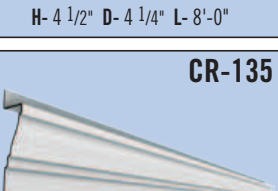
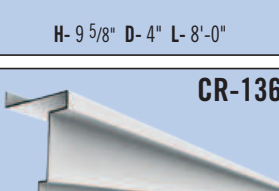

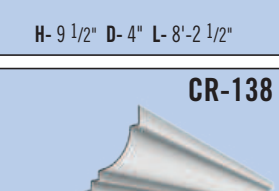
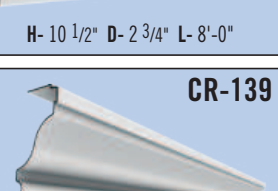


# Cornices

**EDON** Fiberglass Cornices have become a standard in the architectural industry. FRP Cornices can replicate most finishes of standard building products with an almost unlimited array of integral color options.



Corporate Office Building, Coudersport, PA



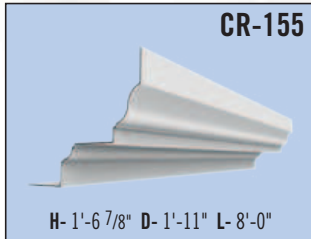
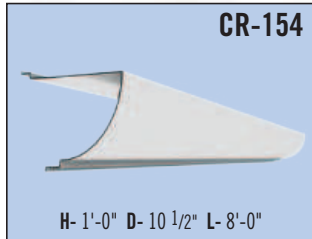







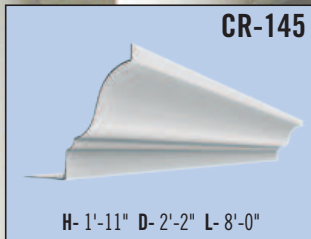

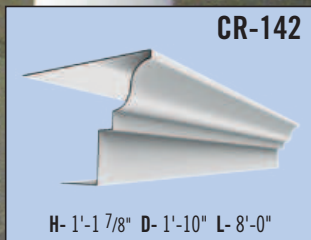
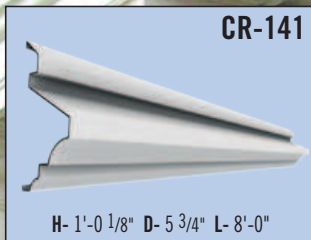
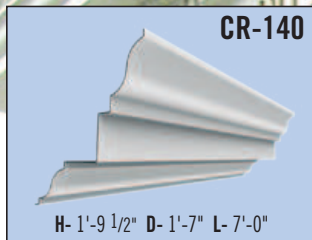
 <p><b>CR-120</b> H- 1'-11" D- 2'-3" L- 8'-0"</p>	 <p><b>CR-121</b> H- 2'-2 7/16" D- 10 1/2" L- 8'-0"</p>	 <p><b>CR-122</b> H- 1'-0 7/8" D- 11 3/8" L- 8'-0"</p>	 <p><b>CR-123</b> H- 11 1/8" D- 4 11/16" L- 8'-0"</p>
 <p><b>CR-124</b> H- 4" D- 2 1/4" L- 6'-0"</p>	 <p><b>CR-125</b> H- 1'-1 1/2" D- 2 1/8" L- 8'-0"</p>	 <p><b>CR-126</b> H- 5 7/8" D- 4 15/16" L- 8'-0"</p>	 <p><b>CR-127</b> H- 7 1/2" D- 3" L- 6'-6"</p>
 <p><b>CR-128</b> H- 1'-11" D- 5 1/4" L- 8'-0"</p>	 <p><b>CR-129</b> H- 1'-8 1/16" D- 1'-7 9/16" L- 8'-0"</p>	 <p><b>CR-130</b> H- 7 11/16" D- 5 1/2" L- 8'-0"</p>	 <p><b>CR-131</b> H- 4 1/2" D- 4 1/4" L- 8'-0"</p>
 <p><b>CR-132</b> H- 9 5/8" D- 4" L- 8'-0"</p>	 <p><b>CR-133</b> H- 10 3/8" D- 10" L- 8'-0"</p>	 <p><b>CR-134</b> H- 9 1/2" D- 4" L- 8'-2 1/2"</p>	 <p><b>CR-135</b> H- 10 1/2" D- 2 3/4" L- 8'-0"</p>
 <p><b>CR-136</b> H- 1'-2 3/4" D- 8 1/8" L- 8'-0"</p>	 <p><b>CR-137</b> H- 1'-1" D- 10" L- 8'-0"</p>	 <p><b>CR-138</b> H- 1'-2" D- 1'-10" L- 6'-0"</p>	 <p><b>CR-139</b> H- 1'-3" D- 7 9/16" L- 8'-0"</p>

H- HEIGHT D- DEPTH L- LENGTH

# Cornices

LEWIS COUNTY JUSTICE CENTER

Lewis County  
Justice Center, KY























H- HEIGHT D- DEPTH L- LENGTH



# Cornices



**EDON Fiberglass Cornices are virtually maintenance free and**

 <p><b>CR-158</b> H- 1'-8 1/8" D- 1'-6 1/2" L- 8'-0"</p>	 <p><b>CR-159</b> H- 3'-8 1/2" D- 1'-9" max. L- 8'-0"</p>	 <p><b>CR-160</b> H- 1'-4 3/4" D- 1'-5 3/4" L- 8'-0"</p>	 <p><b>CR-161</b> H- 1'-8 13/16" D- 7 1/2" L- 8'-0"</p>
 <p><b>CR-162</b> H- 6 7/8" D- 7" L- 8'-0"</p>	 <p><b>CR-163</b> H- 1'-8" D- 1'-7 1/8" L- 8'-0" <b>CR-163A</b> H- 1'-0 13/16" D- 11 1/2" L- 8'-0" <b>CR-163B</b> H- 9 3/16" D- 7 5/8" L- 8'-0"</p>	 <p><b>CR-164</b> H- 1'-10 5/8" D- 8 3/8" L- 9'-6"</p>	 <p><b>CR-165</b> H- 7 3/4" D- 3 1/2" L- 8'-0"</p>
 <p><b>CR-166</b> H- 10 3/4" D- 5 1/4" L- 8'-0"</p>	 <p><b>CR-167</b> H- 2'-5" D- 9 1/2" L- 9'-0"</p>	 <p><b>CR-168</b> H- 1'-5" D- 1'-9 13/16" L- 11'-0"</p>	 <p><b>CR-169</b> H- 1'-10" D- 2'-1" L- 8'-0"</p>
 <p><b>CR-170</b> H- 1'-4 1/4" D- 1'-3 7/8" L- 8'-0"</p>	 <p><b>CR-171</b> H- 3'-0" D- 1'-10" L- 8'-0"</p>	 <p><b>CR-172</b> H- 4'-1" D- 2'-5 1/2" L- 8'-0"</p>	 <p><b>CR-173</b> H- 3'-2" D- 2'-5 1/2" L- 8'-0"</p>
 <p><b>CR-174</b> H- 2'-11 3/8" D- 1'-5 1/2" L- 8'-0"</p>	 <p><b>CR-175</b> H- 3'-0" D- 1'-1 1/2" L- 8'-0"</p>	 <p><b>CR-176</b> H- 2'-10 3/4" D- 1'-3 1/2" L- 8'-0"</p>	 <p><b>CR-177</b> H- 2'-4 1/4" D- 1'-7" L- 8'-0"</p>

H- HEIGHT D- DEPTH L- LENGTH





















# Cornices

Sibley Memorial  
Hospital, Wash., DC



**EDON** Fiberglass Cornices are an economical and practical application in the building industry. FRP Cornices are lightweight, easy to install and have a life span equal or surpassing the material they are replacing. **EDON** architectural products have been on buildings for over 50 years.

*molded in the size, shape, configuration and color of your choice.*

<p><b>CR-178</b></p>  <p>H- 4 9/16" D- 2 3/8" L- 8'-0"</p>	<p><b>CR-179</b></p>  <p>H- 1'-10 1/16" D- 11 13/16" L- 8'-0"</p>	<p><b>CR-180</b></p>  <p>H- 1'-9 1/2" D- 1'-7 7/8" L- 8'-0"</p>	<p><b>CR-181</b></p>  <p>H- 1'-9 15/16" D- 10 1/2" L- 8'-0"</p>
<p><b>CR-182</b></p>  <p>H- 1'-2 1/4" D- 1'-8 1/4" L- 8'-0"</p>	<p><b>CR-183</b></p>  <p>H- 1'-4" D- 5 1/4" L- 8'-0"</p>	<p><b>CR-184</b></p>  <p>H- 2'-0 5/8" D- 1'-4 3/4" L- 8'-0"</p>	<p><b>CR-185</b></p>  <p>H- 2'-2" D- 1'-4" L- 8'-0"</p>
<p><b>CR-186</b></p>  <p>H- 10 1/2" D- 3 1/2" L- 8'-0"</p>	<p><b>CR-187</b></p>  <p>H- 4 1/4" D- 3 1/2" L- 8'-0"</p>	<p><b>CR-188</b></p>  <p>H- 1'-6 7/8" D- 1 9/16" L- 8'-0"</p>	<p><b>CR-189</b></p>  <p>H- 1'-0" D- 6 3/4" L- 8'-0"</p>
<p><b>CR-190</b></p>  <p>H- 6" D- 6 3/4" L- 8'-0"</p>	<p><b>CR-191</b></p>  <p>H- 2'-0 1/2" D- 5 1/8" L- 8'-0"</p>	<p><b>CR-192</b></p>  <p>H- 8 9/16" D- 11" L- 8'-0"</p>	<p><b>CR-193</b></p>  <p>H- 1'-0 1/2" D- 9" L- 8'-0"</p>
<p><b>CR-194</b></p>  <p>H- 10 1/2" D- 1'-0" L- 8'-0"</p>	<p><b>CR-195</b></p>  <p>H- 1'-11 3/4" D- 1'-6 1/8" L- 8'-0"</p>	<p><b>CR-196</b></p>  <p>H- 2'-8 3/4" D- 4 7/8" L- 8'-0"</p>	<p><b>CR-197</b></p>  <p>H- 3'-0 5/16" D- 5" L- 8'-0"</p>

H- HEIGHT D- DEPTH L- LENGTH























# Cornices

**EDON** Cornices are molded with Class A fire-rated unfilled resin and UV inhibitor gel coat in the color of your choice.



The Gallery Place, Washington DC

 <p><b>CR-198</b></p> <p>H- 2'-0" D- 1'-0" L- 6'-8 1/2"</p>	 <p><b>CR-199</b></p> <p>H- 1'-7 3/8" D- 3'-1 1/8" L- 8'-5 1/2"</p>	 <p><b>CR-200</b></p> <p>H- 6 1/2" D- 2 13/16" L- 5'-9"</p>	 <p><b>CR-201</b></p> <p>H- 1'-3 3/4" D- 2 5/8" L- 8'-0"</p>
 <p><b>CR-201a</b></p> <p>H- 1'-10 3/4" D- 2 5/8" L- 8'-0"</p>	 <p><b>CR-202</b></p> <p>H- 1'-9" D- 1 11/16" L- 8'-0"</p>	 <p><b>CR-203</b></p> <p>H- 1'-11 1/2" D- 4 7/8" L- 9'-8 7/8"</p>	 <p><b>CR-204</b></p> <p>H- 2'-1 1/2" D- 4 7/8" L- 10'-0"</p>
 <p><b>CR-205</b></p> <p>H- 2'-1 1/2" D- 3 1/2" L- 7'-6"</p>	 <p><b>CR-206</b></p> <p>H- 2'-6 1/4" D- 3 1/4" L- 7'-1"</p>	 <p><b>CR-207</b></p> <p>H- 2'-7" D- 1'-2 3/4" L- 7'-0"</p>	 <p><b>CR-208</b></p> <p>H- 4" D- 2 1/2" L- 8'-0"</p>
 <p><b>CR-209</b></p> <p>H- 1'-0 5/8" D- 1'-10 3/4" L- 8'-0"</p>	 <p><b>CR-210</b></p> <p>H- 1'-5" D- 1'-5 5/8" L- 8'-0"</p>	 <p><b>CR-211</b></p> <p>H- 1'-9" D- 4" L- 8'-0"</p>	 <p><b>CR-212</b></p> <p>H- 2'-11 7/16" D- 1'-5 11/16" L- 9'-4 3/4"</p>
 <p><b>CR-213</b></p> <p>H- 1'-10 5/8" D- 12" max L- 8'-0"</p>	 <p><b>CR-214</b></p> <p>H- 1'-10 1/2" D- 5 3/4" L- 8'-0"</p>	 <p><b>CR-215</b></p> <p>H- 1'-11 3/16" D- 6 1/2" max L- 8'-0"</p>	 <p><b>CR-216</b></p> <p>H- 2'-0" D- 2'-6" L- 8'-0"</p>



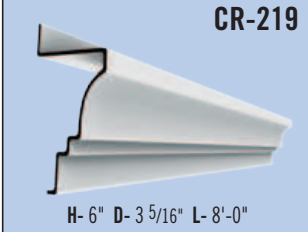
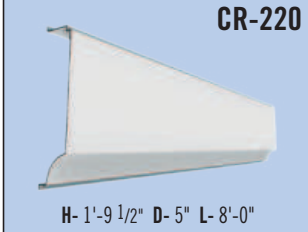









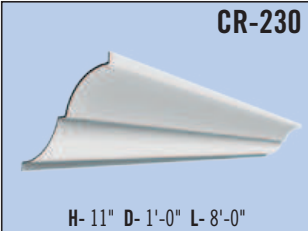

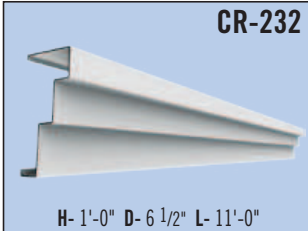
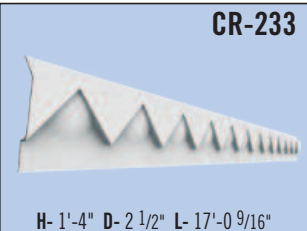
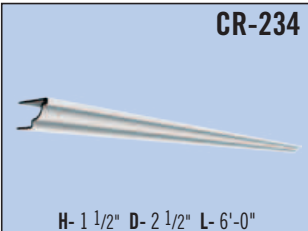


H- HEIGHT D- DEPTH L- LENGTH

# Cornices



Bank of America, Wilmington, DE

Compared to other traditional materials, the total life-cycle assessment of fiberglass contributes to its viability as a green building product. When consideration is taken for the energy consumed in production, installation and environmental sustainability, fiberglass products generate a much smaller impact than other traditional materials and can be used in ways that are less energy or carbon intensive.

 <p><b>CR-217</b> H- 4'-10 5/8" D- 3'-0 1/2" L- 8'-4"</p>	 <p><b>CR-218</b> H- 6" D- 3 1/2" L- 8'-0"</p>	 <p><b>CR-219</b> H- 6" D- 3 5/16" L- 8'-0"</p>	 <p><b>CR-220</b> H- 1'-9 1/2" D- 5" L- 8'-0"</p>
 <p><b>CR-221</b> H- 2'-9" D- 2'-7" L- 9'-0"</p>	 <p><b>CR-222</b> H- 9 1/2" D- 6 1/4" L- 6'-0"</p>	 <p><b>CR-223</b> H- 1'-9 3/8" D- 5 1/2" L- 11'-0"</p>	 <p>BRACKET IS OPTIONAL <b>CR-224</b> H- 1'-11 1/4" D- 1'-11 1/8" L- 8'-0"</p>
 <p>BRACKET IS OPTIONAL <b>CR-225</b> H- 3'-4 7/8" D- 1'-9 5/16" L- 8'-0"</p>	 <p><b>CR-226</b> H- 1'-5 13/16" D- 1'-0 1/2" L- 8'-0"</p>	 <p><b>CR-227</b> H- 1'-8 15/16" D- 1'-10" L- 8'-0"</p>	 <p><b>CR-228</b> H- 2'-9" D- 1'-0" L- 8'-0"</p>
 <p><b>CR-229</b> H- 11 3/8" D- 2'-10 1/2" L- 10'-6"</p>	 <p><b>CR-230</b> H- 11" D- 1'-0" L- 8'-0"</p>	 <p><b>CR-231</b> H- 1'-0" D- 4 1/4" L- 8'-0"</p>	 <p><b>CR-232</b> H- 1'-0" D- 6 1/2" L- 11'-0"</p>
 <p><b>CR-233</b> H- 1'-4" D- 2 1/2" L- 17'-0 9/16"</p>	 <p><b>CR-234</b> H- 1 1/2" D- 2 1/2" L- 6'-0"</p>	 <p><b>CR-235</b> H- 9 5/16" D- 2 5/8" L- 8'-0"</p>	 <p><b>CR-236</b> H- 1'-6" D- 1'-6" L- 8'-0"</p>

H- HEIGHT D- DEPTH L- LENGTH























# Cornices

**EDON** Fiberglass  
Cornices last longer and  
require less maintenance  
than other materials.



Boyce Building, Chicago, IL

<p><b>CR-237</b></p>  <p>H- 7" D- 6" L- 8'-0"</p>	<p><b>CR-238</b></p>  <p>H- 3" D- 3" L- 5'-0"</p>	<p><b>CR-239</b></p>  <p>H- 1'-3" D- 1'-7 1/2" L- 10'-8"</p>	<p><b>CR-240</b></p>  <p>H- 2'-6 3/8" D- 2'-5 1/8" L- 8'-4 5/8"</p>
<p><b>CR-241</b></p>  <p>H- 1'-0" D- 10 1/4" L- 8'-0"</p>	<p><b>CR-242</b></p>  <p>H- 2'-1 11/16" D- 3 1/2" L- 6'-0 1/2"</p>	<p><b>CR-243</b></p>  <p>H- 3'-7" D- 1'-1 5/16" L- 6'-0"</p>	<p><b>CR-244</b></p>  <p>H- 5'-0 5/8" D- 1'-9" L- 7'-7 1/4"</p>
<p><b>CR-245</b></p>  <p>H- 1'-11 7/8" D- 2'-5 5/8" L- 10'-0"</p>	<p><b>CR-246</b></p>  <p>H- 1'-1 7/8" D- 3 1/4" L- 8'-0"</p>	<p><b>CR-247</b></p>  <p>H- 1'-10" D- 3 3/8" L- 10'-6"</p>	<p><b>CR-248</b></p>  <p>H- 1'-6" D- 8" L- 8'-0"</p>
<p><b>CR-249</b></p>  <p>H- 1'-6" D- 1'-1" L- 8'-0"</p>	<p><b>CR-250</b></p>  <p>H- 8" D- 6 3/4" L- 8'-0"</p>	<p><b>CR-251</b></p>  <p>H- 1'-3" D- 10 1/2" L- 8'-0"</p>	<p><b>CR-252</b></p>  <p>H- 1'-6 1/16" D- 6 3/4" L- 10'-0"</p>
<p><b>CR-253</b></p>  <p>H- 1'-11 7/8" D- 2'-5 5/8" L- 10'-0"</p>	<p><b>CR-254</b></p>  <p>H- 9 1/8" D- 5" L- 11'-2"</p>	<p><b>CR-255</b></p>  <p>H- 1'-2" D- 1'-1" L- 8'-0"</p>	<p><b>CR-256</b></p>  <p>H- 1'-0 3/4" D- 9 1/4" L- 8'-0"</p>

H- HEIGHT D- DEPTH L- LENGTH























# Cornices



Sullivan County Court House, Blountville, TN

**EDON** Fiberglass Cornices are designed for ease in installation and each project includes detailed shop drawings that illustrate suggested framing and hardware required. P.E. services are available upon request.

 <p><b>CR-257</b> H- 1'-9 15/16" D- 1'-1 1/2" L- 8'-0"</p>	 <p><b>CR-258</b> H- 10 13/16" D- 8 1/16" L- 8'-0"</p>	 <p><b>CR-259</b> H- 2'-7 1/2" D- 1'-6" L- 9'-0"</p>	 <p><b>CR-260</b> H- 3'-0 3/16" D- 2'-3" L- 8'-0"</p>
 <p><b>CR-261</b> H- 2'-1 1/2" D- 2 5/8" L- 8'-0"</p>	 <p><b>CR-262</b> H- 2'-6 1/2" D- 3 3/4" L- 6'-2 3/4"</p>	 <p><b>CR-263</b> H- 2'-2 7/8" D- 5 3/8" L- 8'-0"</p>	 <p><b>CR-264</b> H- 1'-6" D- 4" L- 7'-0 3/4"</p>
 <p><b>CR-265</b> H- 1'-8" D- 1'-5 1/2" L- 8'-0"</p>	 <p><b>CR-266</b> H- 9 1/16" D- 7 3/4" L- 8'-0"</p>	 <p><b>CR-267</b> H- 2'-5 5/8" D- 2'-2" L- 8'-0"</p>	 <p><b>CR-268</b> H- 11 3/4" D- 8 5/16" L- 8'-0"</p>
 <p><b>CR-269</b> H- 2'-7" D- 2'-6 3/4" L- 8'-0"</p>	 <p><b>CR-270</b> H- 3'-0 1/8" D- 2" L- 8'-0"</p>	 <p><b>CR-271</b> H- 2'-5" D- 1'-4 1/2" L- 8'-0"</p>	 <p><b>CR-272</b> H- 3'-11 3/4" D- 2'-7 5/16" L- 8'-0"</p>
 <p><b>CR-273</b> H- 1'-11 1/4" D- 8 1/16" L- 8'-0"</p>	 <p><b>CR-274</b> H- 3'-11 3/4" D- 2'-7 5/16" L- 8'-0"</p>	 <p><b>CR-275</b> H- 2'-0 3/8" D- 9 3/4" L- 8'-0"</p>	 <p><b>CR-276</b> H- 1'-4" D- 4 3/16" L- 8'-0"</p>

H- HEIGHT D- DEPTH L- LENGTH

Custom gel coat finish requires no on-site painting























# Cornices

**EDON's** designers and engineers are available for consultation on project requirements whether historical, traditional or contemporary.



Bristol Library, Bristol, CT

 <p><b>CR-277</b></p> <p>H- 9 5/16" D- 10 9/16" L- 8'-0"</p>	 <p><b>CR-278</b></p> <p>H- 8 5/8" D- 9 3/8" L- 8'-0"</p>	 <p><b>CR-279</b></p> <p>H- 9 5/8" D- 1'-0 3/4" L- 8'-0"</p>	 <p><b>CR-280</b></p> <p>H- 1'-3 1/8" D- 1'-2 3/4" L- 8'-0"</p>
 <p><b>CR-281</b></p> <p>H- 2'-2" D- 10 3/8" L- 8'-0"</p>	 <p><b>CR-282</b></p> <p>H- 2'-5 1/8" D- 1'-2 7/8" L- 8'-0"</p>	 <p><b>CR-283</b></p> <p>H- 1'-6 3/4" D- 1'-2 7/8" L- 8'-0"</p>	 <p><b>CR-284</b></p> <p>H- 1'-7 7/8" D- 4 1/4" L- 8'-0"</p>
 <p><b>CR-285</b></p> <p>H- 3'-4 1/2" D- 1'-11 1/8" L- 8'-0"</p>	 <p><b>CR-286</b></p> <p>H- 2'-0 5/16" D- 1'-9 3/8" L- 6'-5"</p>	 <p><b>CR-287</b></p> <p>H- 1'-7 9/16" D- 1'-9 3/8" L- 6'-6"</p>	 <p><b>CR-288</b></p> <p>H- 2'-3" D- 10 1/8" L- 8'-0"</p>
 <p><b>CR-289</b></p> <p>H- 2'-3 3/4" D- 1'-11 1/8" L- 9'-4 1/2"</p>	 <p><b>CR-290</b></p> <p>H- 5'-11" D- 2'-7" L- 9'-0"</p>	 <p><b>CR-291</b></p> <p>H- 1'-6 9/16" D- 4'-0 3/16" L- 8'-0"</p>	 <p><b>CR-292</b></p> <p>H- 1'-4 7/16" D- 2'-0 1/4" L- 8'-0"</p>
 <p><b>CR-293</b></p> <p>H- 11" D- 2'-0" L- 8'-0"</p>	 <p><b>CR-294</b></p> <p>H- 11" D- 3'-0" L- 8'-0"</p>	 <p><b>CR-295</b></p> <p>H- 1'-0 1/4" D- 2 3/4" L- 5'-7 1/2"</p>	 <p><b>CR-296</b></p> <p>H- 3 1/2" D- 1 3/4" L- 6'-0"</p>






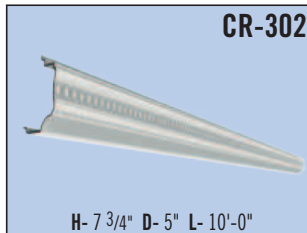
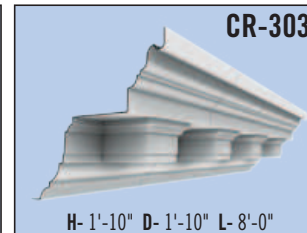
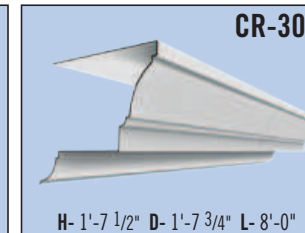

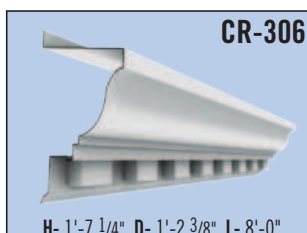

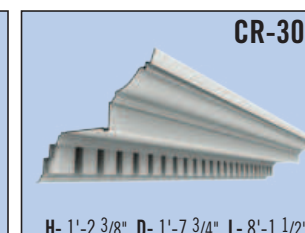



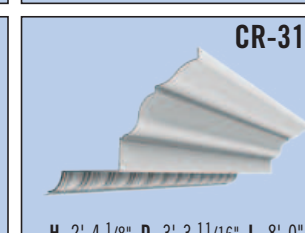




H- HEIGHT D- DEPTH L- LENGTH

# Cornices



Strathmore Park Condo's, Rockville, MD

**EDON** cornice corners are either molded or prefabricated at our factory to ensure proper installation. **EDON** eliminates the need for the contractor to field miter. Cornices are delivered either in crates or dedicated padded vans.

 <p><b>CR-297</b> H- 1'-6 1/2" D- 1'-6 1/2" L- 8'-0"</p>	 <p><b>CR-298</b> H- 1'-4" D- 4" L- 8'-0"</p>	 <p><b>CR-299</b> H- 1'-7 3/16" D- 10 5/16" L- 8'-0"</p>	 <p><b>CR-300</b> H- 3'-2 7/8" D- 3'-9 13/16" L- 8'-0"</p>
 <p><b>CR-301</b> H- 2'-7 7/8" D- 8" L- 8'-0"</p>	 <p><b>CR-302</b> H- 7 3/4" D- 5" L- 10'-0"</p>	 <p><b>CR-303</b> H- 1'-10" D- 1'-10" L- 8'-0"</p>	 <p><b>CR-304</b> H- 1'-7 1/2" D- 1'-7 3/4" L- 8'-0"</p>
 <p><b>CR-305</b> H- 2'-5 5/8" D- 10" L- 8'-0"</p>	 <p><b>CR-306</b> H- 1'-7 1/4" D- 1'-2 3/8" L- 8'-0"</p>	 <p><b>CR-307</b> H- 2'-2 1/4" D- 1'-4 5/8" L- 8'-0"</p>	 <p><b>CR-308</b> H- 1'-2 3/8" D- 1'-7 3/4" L- 8'-1 1/2"</p>
 <p><b>CR-309</b> H- 1'-8 1/4" D- 1'-10 3/8" L- 8'-1 1/2"</p>	 <p><b>CR-310</b> H- 2'-3 3/4" D- 2'-0 1/4" L- 7'-5"</p>	 <p><b>CR-311</b> H- 7'-9 3/8" D- 4'-5 5/8" L- 8'-0"</p>	 <p><b>CR-312</b> H- 2'-4 1/8" D- 3'-3 11/16" L- 8'-0"</p>
 <p><b>CR-313</b> H- 3'-4 1/16" D- 8 1/4" L- 8'-0"</p>	 <p><b>CR-314</b> H- 2'-5 3/4" D- 1'-1 3/8" L- 8'-0"</p>	 <p><b>CR-315</b> H- 2'-4 1/2" D- 2'-10 1/4" L- 8'-0"</p>	 <p><b>CR-316</b> H- 2'-2 3/8" D- 1'-8" L- 7'-9"</p>


H- HEIGHT D- DEPTH L- LENGTH























# Cornices



W. 119th Street, NY



East Erie Street, Chicago, IL

 <p><b>CR-317</b></p> <p>H- 1'-5 3/8" D- 1'-8" L- 7'-9"</p>	 <p><b>CR-318</b></p> <p>H- 10 5/8" D- 5 7/8" L- 7'-9"</p>	 <p><b>CR-319</b></p> <p>H- 4'-6 1/2" D- 2'-8 1/8" L- 9'-0"</p>	 <p><b>CR-320</b></p> <p>H- 3'-3" D- 9" L- 9'-0"</p>
 <p><b>CR-321</b></p> <p>H- 1'-11 1/4" D- 1'-4 1/8" L- 8'-0"</p>	 <p><b>CR-322</b></p> <p>H- 2'-10" D- 1'-11 1/8" L- 8'-0"</p>	 <p><b>CR-323</b></p> <p>H- 1'-6" D- 1'-2 1/16" L- 8'-0"</p>	 <p><b>CR-324</b></p> <p>H- 10" D- 1'-10 1/16" L- 8'-0"</p>
 <p><b>CR-325</b></p> <p>H- 3'-9 1/8" D- 5 1/8" L- 8'-0"</p>	 <p><b>CR-326</b></p> <p>H- 1'-6" D- 5 1/8" L- 8'-0"</p>	 <p><b>CR-327</b></p> <p>H- 2'-7 3/8" D- 4 7/8" L- 8'-0"</p>	 <p><b>CR-328</b></p> <p>H- 2'-2 7/8" D- 5 7/8" L- 8'-0"</p>
 <p><b>CR-329</b></p> <p>H- 2'-1 1/2" D- 1'-6" L- 8'-0"</p>	 <p><b>CR-330</b></p> <p>H- 1'-8 3/4" D- 1'-5 1/2" L- 8'-0"</p>	 <p><b>CR-331</b></p> <p>H- 3'-4" D- 3 5/8" L- 8'-0"</p>	 <p><b>CR-332</b></p> <p>H- 3'-0 1/4" D- 9" L- 8'-0"</p>
 <p><b>CR-333</b></p> <p>H- 2'-2" D- 5 7/8" L- 8'-0"</p>	 <p><b>CR-334</b></p> <p>H- 2'-0" D- 8 11/16" L- 8'-0"</p>	 <p><b>CR-335</b></p> <p>H- 1'-1" D- 6" L- 8'-0"</p>	 <p><b>CR-336</b></p> <p>H- 1'-11 11/16" D- 1'-8 3/4" L- 8'-0"</p>

H- HEIGHT D- DEPTH L- LENGTH

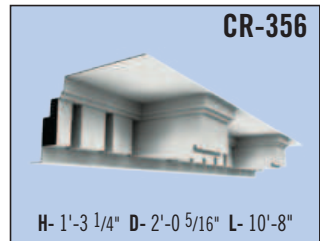

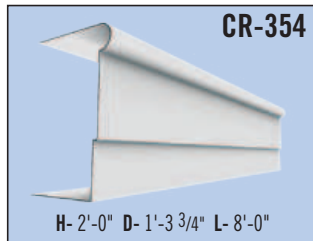










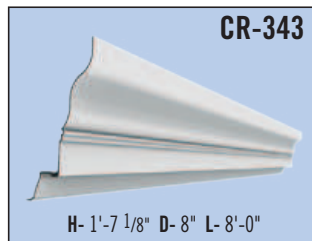

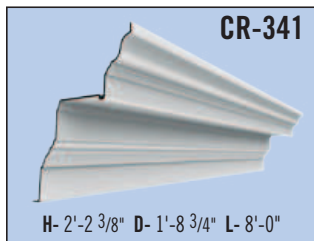


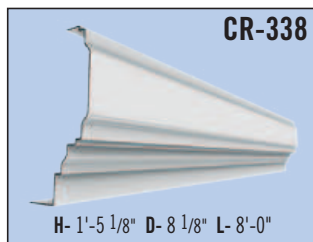
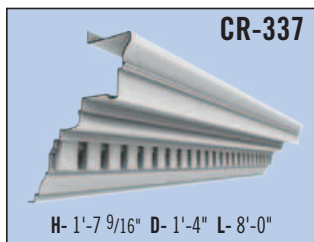
# Cornices



Essex Condominiums, Philadelphia, PA



Johns Hopkins University, MD



H- HEIGHT D- DEPTH L- LENGTH

EDON can match any solid color using quality gel-coat finishes















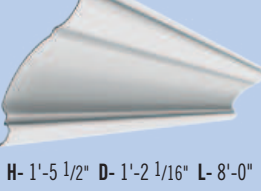







# Cornices

**EDON** has the largest selection of fiberglass cornices in America



River City Bank, Louisville, KY





















 <p><b>CR-357</b></p> <p>H- 3'-2 1/2" D- 1'-0" L- 8'-0"</p>	 <p><b>CR-358</b></p> <p>H- 1'-7" D- 2'-10" L- 8'-0"</p>	 <p><b>CR-359</b></p> <p>H- 2'-10" D- 2'-2" L- 8'-0"</p>	 <p><b>CR-360</b></p> <p>H- 1'-4" D- 10" L- 8'-0"</p>
 <p><b>CR-361</b></p> <p>H- 2'-4" D- 1'-7" L- 8'-0"</p>	 <p><b>CR-362</b></p> <p>H- 1'-2 3/8" D- 10 3/8" L- 8'-0"</p>	 <p><b>CR-363</b></p> <p>H- 9 5/8" D- 9 11/16" L- 8'-6"</p>	 <p><b>CR-364</b></p> <p>H- 4'-11" D- 4'-11 3/4" L- 6'-8"</p>
 <p><b>CR-365</b></p> <p>H- 2'-6 1/4" D- 10" L- 6'-8"</p>	 <p><b>CR-366</b></p> <p>H- 2'-0 15/16" D- 1'-3 3/8" L- 8'-0"</p>	 <p><b>CR-367</b></p> <p>H- 1'-7 13/16" D- 4" L- 8'-0"</p>	 <p><b>CR-368</b></p> <p>H- 5'-7 1/2" D- 3" L- 5'-7"</p>
 <p><b>CR-369</b></p> <p>H- 1'-5 1/2" D- 1'-0" L- 10'-0"</p>	 <p><b>CR-370</b></p> <p>H- 9" D- 4" L- 8'-0"</p>	 <p><b>CR-371</b></p> <p>H- 1'-5 1/2" D- 1'-2 1/16" L- 8'-0"</p>	 <p><b>CR-372</b></p> <p>H- 2'-1 5/8" D- 4 3/8" L- 12'-1 1/2"</p>
 <p><b>CR-373</b></p> <p>H- 1'-8 7/8" D- 4 3/8" L- 12'-1 1/2"</p>	 <p><b>CR-374</b></p> <p>H- 2'-6 1/4" D- 4 3/8" L- 12'-1 1/2"</p>	 <p><b>CR-375</b></p> <p>H- 1'-0 5/8" D- 6 1/2" L- 5'-4"</p>	 <p><b>CR-376</b></p> <p>H- 12 9/16" D- 1'-0 1/8" L- 8'-0"</p>

H- HEIGHT D- DEPTH L- LENGTH

# Cornices



Carnegie Library, Delaware, OH

 <p><b>CR-377</b> H- 1'-7" D- 1 5/16" L- 7'-6"</p>	 <p><b>CR-378</b> H- 1'-7 9/16" D- 5 3/8" L- 8'-0"</p>	 <p><b>CR-379</b> H- 7 1/8" D- 10 11/16" L- 8'-0"</p>	 <p><b>CR-380</b> H- 8 1/8" D- 5 1/2" L- 5'-4"</p>
 <p><b>CR-381</b> H- 2'-3 1/2" D- 1'-0 1/4" L- 8'-9 3/8"</p>	 <p><b>CR-382</b> H- 2'-1 1/4" D- 1'-0 3/8" L- 8'-0"</p>	 <p><b>CR-383</b> H- 4" D- 1 1/8" L- 8'-0"</p>	 <p><b>CR-384</b> H- 9 3/16" D- 4 13/16" L- 6'-8"</p>
 <p><b>CR-385</b> H- 4 1/16" D- 2 3/16" L- 8'-0"</p>	 <p><b>CR-386</b> H- 1'-0" D- 4 11/16" L- 8'-0"</p>	 <p><b>CR-387</b> H- 1'-0" D- 9 1/8" L- 8'-0"</p>	 <p><b>CR-388</b> H- 11 3/16" D- 8 7/16" L- 8'-0"</p>
 <p><b>CR-389</b> H- 8 1/8" D- 7 9/16" L- 8'-0"</p>	 <p><b>CR-390</b> H- 3'-1 1/8" D- 2'-7 1/8" L- 8'-5 1/2"</p>	 <p><b>CR-391</b> H- 2'-7 1/2" D- 1'-3 1/4" L- 10'-0"</p>	 <p><b>CR-392</b> H- 2'-6 1/4" D- 1'-2 1/2" L- 10'-8"</p>
 <p><b>CR-393</b> H- 1'-4 1/2" D- 1'-4 5/16" L- 10'-0"</p>	 <p><b>CR-394</b> H- 1'-8 1/16" D- 1'-0" L- 7'-6"</p>	 <p><b>CR-395</b> H- 1'-8 1/16" D- 1'-7" L- 7'-6"</p>	 <p><b>CR-396</b> H- 7" D- 5 1/8" L- 8'-0"</p>

H- HEIGHT D- DEPTH L- LENGTH























# Cornices



Washington Golf and Country Club, Washington, DC



First Bank, Philadelphia, PA

 <p><b>CR-397</b></p> <p>H- 6" D- 3 11/16" L- 8'-0"</p>	 <p><b>CR-398</b></p> <p>H- 2'-8 1/8" D- 1'-8" L- 8'-0"</p>	 <p><b>CR-399</b></p> <p>H- 1'-4" D- 9 5/8" L- 8'-0"</p>	 <p><b>CR-400</b></p> <p>H- 7 15/16" D- 4 1/2" L- 6'-9"</p>
 <p><b>CR-401</b></p> <p>H- 3'-2 7/16" D- 1'-2 11/16" L- 7'-6"</p>	 <p><b>CR-402</b></p> <p>H- 3'-8 1/2" D- 11 3/4" L- 8'-0"</p>	 <p><b>CR-403</b></p> <p>H- 1'-10 1/8" D- 1'-4 1/8" L- 8'-0"</p>	 <p><b>CR-404</b></p> <p>H- 1'-7 13/16" D- 1'-2 11/16" L- 8'-0"</p>
 <p><b>CR-405</b></p> <p>H- 1'-7" D- 1'-3 15/16" L- 8'-0"</p>	 <p><b>CR-406</b></p> <p>H- 2'-1 1/4" D- 1'-2 5/8" L- 8'-0"</p>	 <p><b>CR-407</b></p> <p>H- 1'-1 7/8" D- 1'-9 1/4" L- 8'-0"</p>	 <p><b>CR-408</b></p> <p>H- 2'-7" D- 1 1/2" L- 9'-6"</p>
 <p><b>CR-409</b></p> <p>H- 2'-5 1/2" D- 1'-4" L- 8'-0"</p>	 <p><b>CR-410</b></p> <p>H- 9 3/4" D- 3 1/4" L- 8'-0"</p>	 <p><b>CR-411</b></p> <p>H- 1'-7 3/4" D- 1'-3" L- 8'-0"</p>	 <p><b>CR-412</b></p> <p>H- 1'-5" D- 1'-1" L- 8'-0"</p>
 <p><b>CR-413</b></p> <p>H- 2'-10" D- 1'-7 3/4" L- 8'-0"</p>	 <p><b>CR-414</b></p> <p>H- 1'-10 3/8" D- 1'-0" L- 8'-0"</p>	 <p><b>CR-415</b></p> <p>H- 2'-7" D- 2 7/8" L- 8'-0"</p>	 <p><b>CR-416</b></p> <p>H- 1'-6 7/16" D- 1'-5 5/16" L- 8'-0"</p>

H- HEIGHT D- DEPTH L- LENGTH









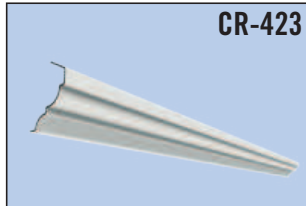






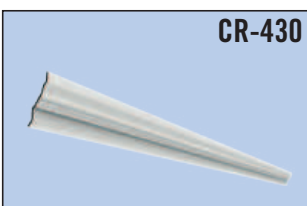






# Cornices



Town Center Square, West Chester, OH



Monroe Hall, University of Mary Washington, Fredericksburg, VA

 <p><b>CR-417</b></p> <p>H- 3'-10 5/8" D- 1'-5 5/16" L- 8'-0"</p>	 <p><b>CR-418</b></p> <p>H- 1'-2 1/16" D- 1'-0 1/8" L- 8'-0"</p>	 <p><b>CR-419</b></p> <p>H- 2'-10" D- 1'-3 3/4" L- 8'-0"</p>	 <p><b>CR-420</b></p> <p>H- 1'-7 1/2" D- 7 3/4" L- 8'-0"</p>
 <p><b>CR-421</b></p> <p>H- 1'-0 3/4" D- 4 7/8" L- 8'-0"</p>	 <p><b>CR-422</b></p> <p>H- 6 7/8" D- 6" L- 8'-0"</p>	 <p><b>CR-423</b></p> <p>H- 5 1/2" D- 4" L- 8'-0"</p>	 <p><b>CR-424</b></p> <p>H- 2'-4" D- 1'-4" L- 8'-0"</p>
 <p><b>CR-425</b></p> <p>H- 2'-11" D- 1'-0 7/8" L- 8'-0"</p>	 <p><b>CR-426</b></p> <p>H- 1'-4" D- 7 3/8" L- 8'-0"</p>	 <p><b>CR-427</b></p> <p>H- 1'-0 1/2" D- 1'-1 1/4" L- 8'-0"</p>	 <p><b>CR-428</b></p> <p>H- 2'-9 5/8" D- 1'-3 1/4" L- 8'-0"</p>
 <p><b>CR-429</b></p> <p>H- 2'-5 15/16" D- 9 9/16" L- 8'-0"</p>	 <p><b>CR-430</b></p> <p>H- 4 1/16" D- 2 3/16" L- 8'-0"</p>	 <p><b>CR-431</b></p> <p>H- 1'-0" D- 7 1/2" L- 8'-0"</p>	 <p><b>CR-432</b></p> <p>H- 4" D- 4" L- 8'-0"</p>
 <p><b>CR-433</b></p> <p>H- 4'-0 3/8" D- 1'-3 7/8" L- 8'-0"</p>	 <p><b>CR-434</b></p> <p>H- 1'-6 11/16" D- 1'-3" L- 8'-0"</p>	 <p><b>CR-435</b></p> <p>H- 3'-0 11/16" D- 1'-6 5/8" L- 8'-0"</p>	 <p><b>CR-436</b></p> <p>H- 1'-7" D- 9" L- 8'-0"</p>

H- HEIGHT D- DEPTH L- LENGTH

EDON cornice is manufactured for ease of installation























# Cornices



Logan County Courthouse, Kentucky



Office Building, Coudersport, PA

<p><b>CR-437</b></p>  <p>H- 6 15/16" D- 4 1/2" L- 8'-0"</p>	<p><b>CR-438</b></p>  <p>H- 1'-0" D- 6" L- 8'-0"</p>	<p><b>CR-439</b></p>  <p>H- 2'-7 1/8" D- 7 1/2" L- 8'-0"</p>	<p><b>CR-440</b></p>  <p>H- 2'-3 3/4" D- 1'-5 3/4" L- 8'-0"</p>
<p><b>CR-441</b></p>  <p>H- 1'-6 5/16" D- 2 1/2" L- 8'-0"</p>	<p><b>CR-442</b></p>  <p>H- 2'-7 5/8" D- 2 1/2" L- 8'-0"</p>	<p><b>CR-443</b></p>  <p>H- 1'-1 5/16" D- 5 7/16" L- 8'-0"</p>	<p><b>CR-444</b></p>  <p>H- 1'-5 7/8" D- 2'-1 3/8" L- 8'-0"</p>
<p><b>CR-445</b></p>  <p>H- 5 3/4" D- 4" L- 8'-0"</p>	<p><b>CR-446</b></p>  <p>H- 1'-10 1/4" D- 1'-7 3/4" L- 8'-0"</p>	<p><b>CR-447</b></p>  <p>H- 2'-8 1/8" D- 1'-10" L- 8'-4 3/4"</p>	<p><b>CR-448</b></p>  <p>H- 1'-4" D- 2 1/2" L- 8'-0"</p>
<p><b>CR-449</b></p>  <p>H- 2'-9" D- 1'-2 15/16" L- 8'-0"</p>	<p><b>CR-450</b></p>  <p>H- 1'-5 7/8" D- 1'-3 1/4" L- 7'-6"</p>	<p><b>CR-451</b></p>  <p>H- 9" D- 7 1/2" L- 8'-0"</p>	<p><b>CR-452</b></p>  <p>H- 2'-4 7/16" D- 4 3/4" L- 9'-8 7/8"</p>
<p><b>CR-453</b></p>  <p>H- 2'-3 1/4" D- 3" L- 8'-0"</p>	<p><b>CR-454</b></p>  <p>H- 5 3/4" D- 3 1/4" L- 8'-0"</p>	<p><b>CR-455</b></p>  <p>H- 3'-4" D- 1'-11 1/4" L- 8'-0"</p>	<p><b>CR-456</b></p>  <p>H- 1'-7" D- 10" L- 8'-0"</p>

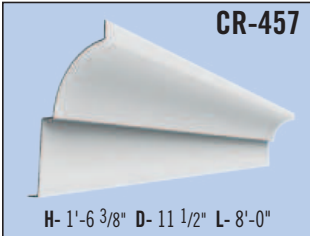


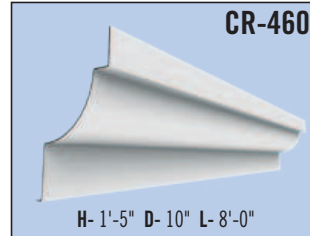
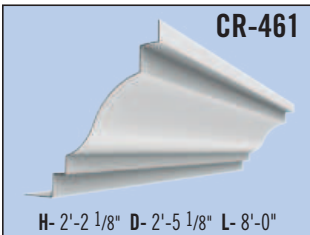


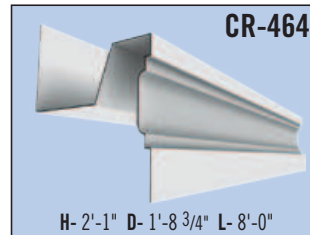

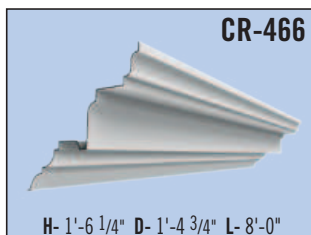
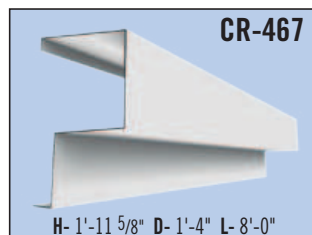
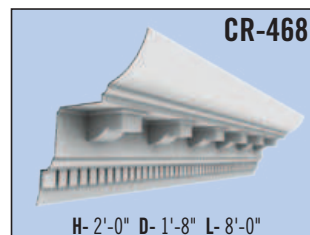
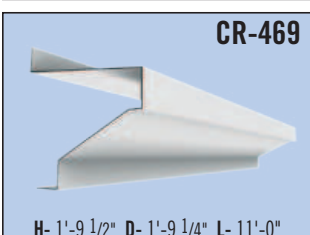
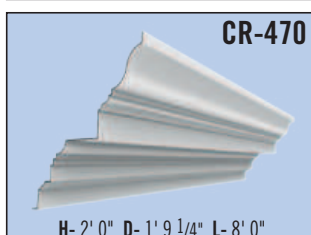
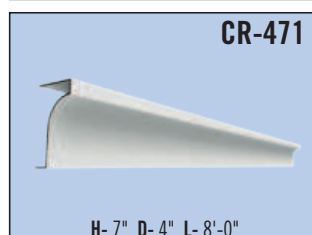

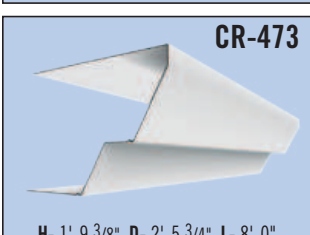



H- HEIGHT D- DEPTH L- LENGTH

# Cornices



Cornerstone Bank, VA

Green building has become an increasingly important focus for new construction. The LEED Program (Leadership in Energy and Environmental Design) was developed by the U.S. Green Building Council to provide a framework for implementing practical and measurable green building solutions. Voluntary participation in the program demonstrates initiative to develop **high performance sustainable buildings** with energy savings, lower carbon footprints, and environmental responsibility.

 <p><b>CR-457</b> H- 1'-6 3/8" D- 11 1/2" L- 8'-0"</p>	 <p><b>CR-458</b> H- 3'-8 1/2" D- 1'-2" L- 8'-0"</p>	 <p><b>CR-459</b> H- 9 1/2" D- 3" L- 8'-0"</p>	 <p><b>CR-460</b> H- 1'-5" D- 10" L- 8'-0"</p>
 <p><b>CR-461</b> H- 2'-2 1/8" D- 2'-5 1/8" L- 8'-0"</p>	 <p><b>CR-462</b> H- 2'-2 13/16" D- 1'-3 1/2" L- 8'-0"</p>	 <p><b>CR-463</b> H- 1'-6 7/16" D- 1'-4 3/16" L- 8'-0"</p>	 <p><b>CR-464</b> H- 2'-1" D- 1'-8 3/4" L- 8'-0"</p>
 <p><b>CR-465</b> H- 3'-5" D- 1'-9 3/4" L- 8'-0"</p>	 <p><b>CR-466</b> H- 1'-6 1/4" D- 1'-4 3/4" L- 8'-0"</p>	 <p><b>CR-467</b> H- 1'-11 5/8" D- 1'-4" L- 8'-0"</p>	 <p><b>CR-468</b> H- 2'-0" D- 1'-8" L- 8'-0"</p>
 <p><b>CR-469</b> H- 1'-9 1/2" D- 1'-9 1/4" L- 11'-0"</p>	 <p><b>CR-470</b> H- 2' 0" D- 1' 9 1/4" L- 8' 0"</p>	 <p><b>CR-471</b> H- 7" D- 4" L- 8'-0"</p>	 <p><b>CR-472</b> H- 3'-0" D- 1'-11 3/8" L- 8'-0"</p>
 <p><b>CR-473</b> H- 1'-9 3/8" D- 2'-5 3/4" L- 8'-0"</p>	 <p><b>CR-474</b> H- 3'-8 11/16" D- 2'-3 15/16" L- 8'-0"</p>	 <p><b>CR-475</b> H- 1'-10 3/4" D- 1'-5 5/16" L- 8'-0"</p>	 <p><b>CR-476</b> H- 2'-4" D- 1'-11 3/4" L- 10'-0"</p>

H- HEIGHT D- DEPTH L- LENGTH



# Cornices























Sisters of Charity, NJ



Carnegie Mellon, Pittsburgh, PA



Town Center Square, West Chester, OH

 <p><b>CR-477</b> H- 2'-0" D- 1'-2" L- 8'-0"</p>	 <p><b>CR-478</b> H- 4'-7" D- 1'-6" L- 8'-0"</p>	 <p><b>CR-479</b> H- 11 1/2" D- 6 3/8" L- 8'-0"</p>	 <p><b>CR-480</b> H- 1'-2" D- 8 1/2" L- 8'-0"</p>
 <p><b>CR-481</b> H- 3'-5" D- 2'-0" L- 4'-6"</p>	 <p><b>CR-482</b> H- 2'-6" D- 1'-2" L- 4'-6"</p>	 <p><b>CR-483</b> H- 1'-3 1/2" D- 8" L- 8'-0"</p>	 <p><b>CR-484</b> H- 10" D- 5 7/8" L- 8'-0"</p>
 <p><b>CR-485</b> H- 3'-0" D- 9 7/16" L- 8'-0"</p>	 <p><b>CR-486</b> H- 2'-3 5/8" D- 1'-6" L- 8'-0"</p>	 <p><b>CR-487</b> H- 3'-4 15/16" D- 2'-0 3/16" L- 8'-0"</p>	 <p><b>CR-488</b> H- 3'-0" D- 2'-0" L- 8'-0"</p>
 <p><b>CR-489</b> H- 5 7/8" D- 4 5/16" L- 7'-6"</p>	 <p><b>CR-490</b> H- 1'-0 1/4" D- 1'-1 3/4" L- 8'-0"</p>	 <p><b>CR-491</b> H- 6 5/16" D- 2 1/8" L- 8'-0"</p>	 <p><b>CR-492</b> H- 1'-5 3/8" D- 2'-0 1/2" L- 8'-0"</p>
 <p><b>CR-493</b> H- 2'-10 1/2" D- 1'-4" L- 8'-0"</p>	 <p><b>CR-494</b> H- 2'-8 3/4" D- 11 7/8" L- 8'-0"</p>	 <p><b>CR-495</b> H- 2'-0" D- 11 1/4" L- 8'-0"</p>	 <p><b>CR-496</b> H- 1'-10 5/8" D- 3 5/16" L- 8'-0"</p>

H- HEIGHT D- DEPTH L- LENGTH

# Cornices























Manion Hall, Quantico, VA



The Gallery Place, Washington D.C.



Ingleside at Kings Farm, MD

<p><b>CR-497</b></p>  <p>H- 2'-7 1/8" D- 1'-5 1/4" L- 8'-0"</p>	<p><b>CR-498</b></p>  <p>H- 1'-11 1/2" D- 1'-10 1/8" L- 8'-0"</p>	<p><b>CR-499</b></p>  <p>H- 2'-2 3/4" D- 1'-3 3/4" L- 8'-0"</p>	<p><b>CR-500</b></p>  <p>H- 1'-10 3/8" D- 2'-1 1/2" L- 8'-0"</p>
<p><b>CR-501</b></p>  <p>H- 1'-3 13/16" D- 10" L- 8'-0"</p>	<p><b>CR-502</b></p>  <p>H- 1'-9 3/8" D- 10 3/4" L- 8'-0"</p>	<p><b>CR-503</b></p>  <p>H- 7 1/8" D- 1'-11" L- 8'-7"</p>	<p><b>CR-504</b></p>  <p>H- 7 3/4" D- 1'-8 1/2" L- 8'-7"</p>
<p><b>CR-505</b></p>  <p>H- 7 1/16" D- 2 1/8" L- 8'-0"</p>	<p><b>CR-506</b></p>  <p>H- 2'-8 1/16" D- 2'-9 7/8" L- 7'-6"</p>	<p><b>CR-507</b></p>  <p>H- 1 1/2" D- 5 1/2" L- 8'-0"</p>	<p><b>CR-508</b></p>  <p>H- 1'-8 1/4" D- 9 7/8" L- 8'-1 1/2"</p>
<p><b>CR-509</b></p>  <p>H- 2'-11" D- 1'-7 3/4" L- 8'-0"</p>	<p><b>CR-510</b></p>  <p>H- 11 3/8" D- 5 1/4" L- 8'-0"</p>	<p><b>CR-511</b></p>  <p>H- 1'-11 3/4" D- 1'-1 1/4" L- 8'-0"</p>	<p><b>CR-512</b></p>  <p>H- 1'-0 3/16" D- 7/16" L- 8'-0"</p>
<p><b>CR-513</b></p>  <p>H- 2'-3" D- 6 1/2" L- 8'-0"</p>	<p><b>CR-514</b></p>  <p>H- 1'-6 1/4" D- 1'-3" L- 8'-0"</p>	<p><b>CR-515</b></p>  <p>H- 1'-7" D- 2 1/2" L- 8'-0"</p>	<p><b>CR-516</b></p>  <p>H- 1'-4" D- 7" L- 8'-0"</p>

H- HEIGHT D- DEPTH L- LENGTH

Reduce environmental impact with durable, long-lasting EDON Fiberglass




# Cornices



Fiberglass is often chosen over other construction materials for having a life cycle that exceeds other products by resisting rust, rot and corrosion. This increased, useful lifespan reduces the need for replacement, repair or repainting. The durability and low maintenance of fiberglass designates it as an environmentally sustainable material.

Western Kentucky University, KY



H- HEIGHT D- DEPTH L- LENGTH






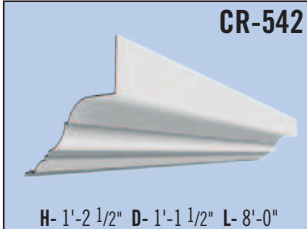





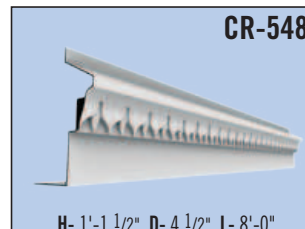



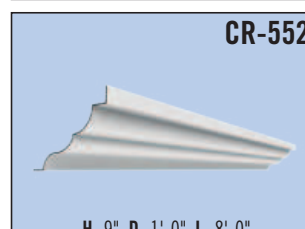




# Cornices



Paragon Casino Resort, Marksville, LA



SafeAuto Headquarters, Columbus OH

 <p><b>CR-537</b></p> <p>H- 2'-0 15/16" D- 1 5/8" L- 8'-0"</p>	 <p><b>CR-538</b></p> <p>H- 3'-5 7/8" D- 5 1/4" L- 11'-0"</p>	 <p><b>CR-539</b></p> <p>H- 1'-10 5/8" D- 10 1/2" L- 5'-0"</p>	 <p><b>CR-540</b></p> <p>H- 1'-5 1/8" D- 8" L- 5'-0"</p>
 <p><b>CR-541</b></p> <p>H- 3'-1 1/8" D- 1'-4 1/2" L- 8'-0"</p>	 <p><b>CR-542</b></p> <p>H- 1'-2 1/2" D- 1'-1 1/2" L- 8'-0"</p>	 <p><b>CR-543</b></p> <p>H- 2'-0 7/8" D- 2'-0 1/4" L- 9'-0"</p>	 <p><b>CR-544</b></p> <p>H- 4'-5 3/4" D- 1'-4 1/2" L- 8'-0"</p>
 <p><b>CR-545</b></p> <p>H- 2'-9" D- 1'-3 5/8" L- 8'-0"</p>	 <p><b>CR-546</b></p> <p>H- 1'-6" D- 2'-3" L- 8'-0"</p>	 <p><b>CR-547</b></p> <p>H- 2'-11" D- 1'-3" L- 8'-0"</p>	 <p><b>CR-548</b></p> <p>H- 1'-1 1/2" D- 4 1/2" L- 8'-0"</p>
 <p><b>CR-549</b></p> <p>H- 5'-1" D- 10 1/2" L- 7'-4"</p>	 <p><b>CR-550</b></p> <p>H- 5'-1" D- 2'-4 1/2" L- 7'-4"</p>	 <p><b>CR-551</b></p> <p>H- 2'-10" D- 2'-1 3/8" L- 8'-0"</p>	 <p><b>CR-552</b></p> <p>H- 9" D- 1'-0" L- 8'-0"</p>
 <p><b>CR-553</b></p> <p>H- 1'-11 1/2" D- 1'-3 1/2" L- 8'-0"</p>	 <p><b>CR-554</b></p> <p>H- 1'-4" D- 11 3/8" L- 8'-0"</p>	 <p><b>CR-555</b></p> <p>H- 3'-1 3/8" D- 8" L- 8'-0"</p>	 <p><b>CR-556</b></p> <p>H- 3'-3 1/4" D- 10 1/4" L- 7'-4"</p>

H- HEIGHT D- DEPTH L- LENGTH























# Cornices



Warren County Academic/Aquatic Center, KY



Gift of Life Building, Philadelphia PA

<p><b>CR-557</b></p>  <p>H- 8" D- 4 3/8" L- 8'-0"</p>	<p><b>CR-558</b></p>  <p>H- 1'-4 3/4" D- 3 3/4" L- 8'-0"</p>	<p><b>CR-559</b></p>  <p>H- 9 1/4" D- 1'-9" L- 8'-0"</p>	<p><b>CR-560</b></p>  <p>H- 1'-11 3/8" D- 3'-4 7/16" L- 8'-0"</p>
<p><b>CR-561</b></p>  <p>H- 3'-0" D- 4'-10 1/4" L- 8'-0"</p>	<p><b>CR-562</b></p>  <p>H- 11" D- 10" L- 8'-0"</p>	<p><b>CR-563</b></p>  <p>H- 1'-1 13/16" D- 6 9/16" L- 11'-6"</p>	<p><b>CR-564</b></p>  <p>H- 3'-3 1/2" D- 1'-11" L- 8'-0"</p>
<p><b>CR-565</b></p>  <p>H- 4'-0" D- 1'-9" L- 8'-0"</p>	<p><b>CR-566</b></p>  <p>H- 2'-7" D- 1'-3 1/4" L- 8'-0"</p>	<p><b>CR-567</b></p>  <p>H- 1'-10 7/8" D- 10 1/4" L- 8'-0"</p>	<p><b>CR-568</b></p>  <p>H- 1'-4 1/2" D- 8 3/4" L- 8'-0"</p>
<p><b>CR-569</b></p>  <p>H- 1'-8" D- 4" L- 8'-0"</p>	<p><b>CR-570</b></p>  <p>H- 1'-4 3/8" D- 3 7/8" L- 8'-0"</p>	<p><b>CR-571</b></p>  <p>H- 8" D- 11" L- 8'-0"</p>	<p><b>CR-572</b></p>  <p>H- 3'-1 5/8" D- 1'-3" L- 8'-0"</p>
<p><b>CR-573</b></p>  <p>H- 1'-11" D- 1'-2 1/2" L- 8'-0"</p>	<p><b>CR-574</b></p>  <p>H- 2'-4 7/16" D- 1'-11 1/4" L- 7'-2"</p>	<p><b>CR-575</b></p>  <p>H- 4'-5 3/4" D- 6" L- 7'-2"</p>	<p><b>CR-576</b></p>  <p>H- 3'-4" D- 1'-0 5/8" L- 8'-0"</p>

H- HEIGHT D- DEPTH L- LENGTH



# Cornices



Kean University, Union, NJ













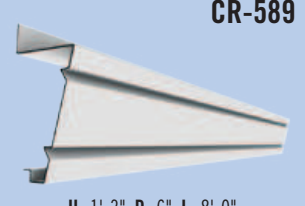









Dartmouth College, Hanover, NH



173 East Broadway, New York, NY

**EDON** has over 500 stock profiles available to architects, builders and developers. Since separate units can be combined or modified to suit the needs of the architect, design possibilities are limitless.

 <p><b>CR-577</b></p> <p>H- 2'-10 5/16" D- 1'-3 3/4" L- 8'-0"</p>	 <p><b>CR-578</b></p> <p>H- 3'-5 1/4" D- 1'-5" L- 8'-0"</p>	 <p><b>CR-579</b></p> <p>H- 2'-7 1/2" D- 1'-7" L- 8'-0"</p>	 <p><b>CR-580</b></p> <p>H- 2'-7 1/2" D- 1'-9" L- 8'-0"</p>
 <p><b>CR-581</b></p> <p>H- 2'-0" D- 11" L- 8'-0"</p>	 <p><b>CR-582</b></p> <p>H- 2'-4 7/16" D- 1'-11 1/4" L- 7'-2"</p>	 <p><b>CR-583</b></p> <p>H- 1'-2 1/2" D- 1'-3 1/4" L- 7'-10 1/2"</p>	 <p><b>CR-584</b></p> <p>H- 1'-4 5/8" D- 3 3/8" L- 7'-10 1/2"</p>
 <p><b>CR-585</b></p> <p>H- 9 1/2" D- 7" L- 8'-0"</p>	 <p><b>CR-586</b></p> <p>H- 1'-11" D- 8 1/4" L- 8'-0"</p>	 <p><b>CR-587</b></p> <p>H- 4'-2" D- 5" L- 8'-0"</p>	 <p><b>CR-588</b></p> <p>H- 1'-11" D- 10 1/4" L- 8'-0"</p>
 <p><b>CR-589</b></p> <p>H- 1'-3" D- 6" L- 8'-0"</p>	 <p><b>CR-590</b></p> <p>H- 1'-7" D- 5 3/4" L- 8'-0"</p>	 <p><b>CR-591</b></p> <p>H- 2'-7 3/8" D- 2'-5 1/8" L- 7'-9 3/4"</p>	 <p><b>CR-592</b></p> <p>H- 2'-2" D- 1'-1 1/2" L- 8'-0"</p>
 <p><b>CR-593</b></p> <p>H- 2'-3 7/8" D- 1'-7 3/4" L- 8'-0"</p>	 <p><b>CR-594</b></p> <p>H- 1'-10" D- 8 1/2" L- 8'-0"</p>	 <p><b>CR-595</b></p> <p>H- 8" D- 1 3/4" L- 8'-0"</p>	 <p><b>CR-596</b></p> <p>H- 2'-1 1/2" D- 6" L- 8'-0"</p>

H- HEIGHT D- DEPTH L- LENGTH

EDON can duplicate historic cornice design for your restoration project



# Educational Institutions

## K-12, Private Schools, Colleges, Universities

Sweetbriar College, VA




Metzgar Hall, Penn State, Erie, PA



Dinwiddie HS, Dinwiddie, VA



Washington High School,  
Charles Town, WV



**BALUSTRADES  
COLUMNS  
CORNICES  
DOMES**

Louisville Collegiate School, KY



John Calhoun Baker University Center,  
Ohio University



**EDON** is where design, innovation and sustainable building products come together to focus on creating green buildings using **EDON** architectural fiberglass.

A partial list of Colleges and Universities for which **EDON** has provided its architectural column covers, cornices, and/or ornamentation: Acadia University • Augusta State University • Baylor University • Blackburn College • Brockport College • Brown University • Capitol Community College • Clarkson University • Central Alabama College • Central Connecticut State University • University of Connecticut • College of New Jersey • College of Notre Dame • College of Staten Island • University of Delaware • Dickenson College • Endicott College • Gettysburg College • Georgetown University • Hanover College • Johnson Bible College • Johnson & Wales University • Kent State University • Lee University • Martin Methodist College • Michigan State University • Moravian College • University of Maryland • University of Massachusetts • Ohio State University • Penn State University • Purdue University • Temple University • Trenton State College • Union College • Vassar College • Wake Forest University • Washington College • Washington State University • Westminster Choir College • William and Mary College

## Court Houses, Judiciary Buildings and Military Facilities

Borough of Lincoln Park, Morris County, NJ



Lewis County Justice Center, Vanceburg, KY



West Point Auditorium and Fine Arts Center, West Point, VA



Achieving certification through LEED assures that buildings are constructed as intended. **EDON** can help achieve that goal by providing building products that are environmentally and economically friendly.

A partial list of municipal facilities for which **EDON** has produced architectural fiberglass components: Burlington Town Hall Annex, MA • Burlington Town Hall, VT • Cameron County Library, PA • Candor Town Hall, NY • Chicago Police Headquarters, IL • Churchill County Courthouse, NV • City of Fountain Municipal Office, CO • Clarion County Courthouse, PA • Crawford County Administration Building, OH • Dalzeil Administration Building, CA • Don North Municipal Building, OH • Fluvanna County Public Safety Building, VA • Franklin County Justice Center, PA • Glen County Courthouse, CA • Hardin County Justice Center, KY • Harrisburg Town Hall, PA • Harrisburg State Capital Building, PA • Highland County Courthouse, OH • Hugo City Hall, MN • James City Courthouse, VA • Kern County Museum, CA • Leewood City Hall, KS • Lewis County Courthouse, KY • Licking County Courthouse, OH • Long Hill Municipal Building, NJ • Marion County Administration, OH • Mitchell County Courthouse, NC • Oakland Administration Building, CA • Philadelphia Police & Firehouse, PA • Saline Municipal Building, MI • Stark County District Library, OH • Sullivan County Courthouse, TN • Tupelo City Hall, MS



# Financial Institutions



Southern Community Bank, NC



First National Bank, TN



SECU Credit Union, NC



Chase Bank, TX



The Citizens Bank, GA



Bank of America, Flourtown, PA




Alliance National Bank, GA

What sets these financial institutions apart from the others is architectural ornamentation by **EDON**. Many times a first impression is what sells and by using **EDON** fiberglass products to adorn your building, a distinct advantage is achieved.


# Custom Canopies, Awnings and Entrances



Washington Convention Center, Washington D.C.



Showboat, Atlantic City, NJ



Claridge, Atlantic City, NJ

Throughout the USA, **EDON**'s long-lasting fiberglass canopies, awnings and entrances make a unique design statement at the entryways of numerous noteworthy buildings.

# Simulators

## Aerospace, Commercial and Entertainment



Interior & exterior fiberglass simulator shell - Fidelity Flight Simulator, Pittsburg, PA



Fiberglass entertainment simulator, NJ



EDON, partnering with Display Solutions, designed, tooled and manufactured the Air Traffic Control Training Simulator at Middle Tennessee State University. The unique 360° fiberglass conical screen provides realistic images for advanced aviation training.



Verizon Communications, Paoli, PA



Ridgefield, CT

# Enclosures

Fiberglass enclosures for wireless communications, HVAC units and rooftop concealment. **EDON** has produced numerous RF structures...from stand-alone units to historic reproductions.

**EDON** fiberglass enclosures can be used to conceal wireless communications as well as HVAC units. World renowned university testing proved **EDON** fiberglass excelled in transmitting cellular, PCS and microwave band frequencies. In addition, aesthetically appealing communication enclosures can be disguised as historic reproductions indistinguishable in appearance to existing building materials, but with all the benefits of light-weight, durable fiberglass.



# Custom Capabilities

**EDON** is your resource for solutions in fiberglass



Applied Industrial Technologies, Corporate Headquarters, Cleveland, OH



Fiberglass Ornamentation for entire atrium interior, buildings, trim and facades, Paragon Casino Resort atrium complex, Marksville, LA

# Custom Capabilities

for your exterior and interior creative designs.



350 feet above ground, custom fiberglass panels (50'L x 24'H)



Symphony House Condominiums, Philadelphia, PA

**EDON** is a pioneer and leader in architectural fiberglass with highly specialized services and engineering expertise spanning a half century. The **EDON** name is recognized by architects around the world as being synonymous with quality, design and architectural integrity, with the ability to replicate most standard building finishes.



Lighting standards, Barrington and Warren Bridges, RI



Interior Ornamentation, The Gallery Place, Wash., DC



Subway entrance & retail store, The Gallery Place, Wash., DC



# Creative Sculpture



As artisans in architectural fiberglass, **EDON's** skilled professionals can deliver figures, carvings and architectural decor exceeding the expectations of the most creative architects and designers.



The photos above represent sculpture for banks, theme parks, churches and universities.




# Entertainment & Signage



(A)

**EDON's** ability to produce shapes and sizes of complex configurations allows architects and designers solutions for hotels, casinos and theme parks.

A. Sesame Street characters  
B. 42nd and 5th Ave, NY C. Atlantic City icon



(D)



(B)



(C)



(E)



(F)



(G)



(H)



(I)

D. Entertainment center, Guam E. 20' Busch Stadium sign, St. Louis F. Symphony House canopy, Philadelphia, PA  
G. Trump Taj Mahal main entrance sign, AC H. Merv Griffin logo sculpture I. Harrah's, Kansas City.

EDON is a well-respected provider of corporate logos and unique signage



# Reproductions

When original materials and skilled craftsmen are unavailable, historical and preservation committees agree that **EDON** FRP is an excellent solution for restoration needs.

**EDON's** ability to reproduce the sizes and shapes of complex configurations allows the architect the freedom to replicate historical detail without sacrificing authenticity.



Historic Entrance, Widener Building, Phila., PA



## 3300 YEARS AGO...

The Metropolitan Museum of Art commissioned EDON to recreate an exact 27' replica of the original statue of Ramesses the Great. From the Golden Age of Egypt, 1279 BC, Ramesses greets visitors today at the entrance of the Memphis Coliseum in Tennessee.



Moroccan Pavilion and the Koutoubia Tower at EPCOT and Pantages Theater, Universal Studios, FL



EDON reproduced and replaced the oldest Church Steeple in New Jersey (Circa 1752). A totally new and exact fiberglass replica provides cellular transparency for a major communications link. Neshanic, NJ

# EDON AND LEED

Maximize the number of LEED credits by understanding how **EDON** Fiberglass can contribute to the success of your project.

In 1995 the LEED Green Building Rating System was established as the national standard in "Green Building" by the U.S. Green Building Council. **EDON** Fiberglass is a viable alternative to traditional materials. Its ability to reproduce the look of many popular building materials allows the freedom to design without sacrificing an authentic look and providing numerous advantages as an environmentally sustainable solution.

One of the goals of the LEED program is to incorporate recycled content in the finished product. **EDON** Fiberglass is now able to offer a Green Technologies Class A Fire Rated Resin that has combined renewable bio-derived content and/or recycled content of 24%. This breakthrough in composites technology allows **EDON** to fabricate the same first class product using new technology to contribute to LEED credits without sacrificing quality of physical properties.



University of Miami Ohio,  
Farmer School of Business, OH

LEED advantages of **EDON** Fiberglass include, but are not limited to:

- *EDON fiberglass lasts longer and requires less maintenance than other standard building materials because it resists moisture, corrosion, weather and insects.*
- *EDON's high quality gel-coat finish reduces the need to use paints.*
- *Low thermal conductivity reduces energy consumption for heating and cooling.*
- *Lightweight fiberglass reflects a reduction in transportation time and fuel costs.*
- *FRP is generally custom molded to size and shape thereby minimizing waste at the job site.*
- *Recycled material used in manufacturing.*



Wake Forest University, Winston-Salem NC

**EDON** Fiberglass contributes to LEED credits in the following categories:

- Energy Performance EA 1,2
- Construction Waste Management MR2.2
- Recycled Content MR 4.1, 4.2
- Innovation in Design 1.1
- Durability ID2.1
- Pest Control SSc5
- Materials and Resources MR Credit 5

**EDON** Fiberglass combines the use of standard profiles with the custom design of the architect to achieve the desired look as well as LEED certification.

# EDON FIBERGLASS



*"All of EDON's products are made in the USA and we are proud of it"*



Columns

**Products:**

- Awnings
- Bases
- Brackets
- Balustrades
- Canopies
- Capitals
- Column Covers
- Cornices
- Cupolas
- Domes
- Finials
- Pilasters
- Reproductions
- Shutters
- Spandrels
- Spheres
- Spires
- Surrounds
- Urns
- Telecoms



Commercial

Domes

Housing

Condominiums

Hotels

Universities

**Services:** CAD • Design • Engineering • Fabrication • Manufacturing  
Molds • Patterns • Production • Sculptures • Shop Drawings

**EDON WARRANTY**

1. EDON shall warrant fiberglass reinforced polyester (FRP) products to be free from defects in materials and workmanship for a period of one year from date of delivery to the project site and if defects in materials and /or workmanship should appear within the stated period of warranty, EDON shall replace same without additional cost to the Owner. EDON's warranty shall be limited to replacement of defective FRP products. The General Contractor shall remove defective units and install replacement items without additional cost to the Owner or Manufacturer.

2. EDON's Warranty shall be based on installation methods in conformance with EDON's recommendations and instructions. EDON's warranty shall not cover damage to FRP products caused by acts of God or structural, mechanical, electrical defects and defects of adjacent materials furnished and installed by other trades.

**FLAME RETARDANT RESINS, Class 1.** Offers a wide variety of flame retardant properties. Engineered specifically for building products and a myriad of other interior and outdoor applications. Meets the most exacting requirements of local fire codes, BOCA, DOT, IBC and other government specifications.

**TYPICAL PHYSICAL PROPERTIES OF FRP**

Properties	1/8" Unfilled Casting	1/8" Glass Laminate
Flexural Strength, psi 77° F	16,000	30,000
Flexural Modulus, psi x 10 <sup>6</sup> , 77° F	0.48	1.3
Tensile Strength, psi 77° F	8,700	18,000
Elongation, %	2.2	-
Barcol Hardness	45	50-55
Glass Content, %	-	29.8

**FLAMMABILITY PROPERTIES OF FRP\***

(1/8" Glass Mat Laminate)

ASTME-84 (tunnel test) flame spread.....	less than 25 (unfilled)
smoke density.....	less than 380 (unfilled)
HLT-15 Rating.....	100
ASTM D-635-74.....	AEB<1.0 CM
	ATB<5 sec.
ASTM D-2863-74 (Oxygen Index).....	36.5

**EDON Composites**

[www.edon.com](http://www.edon.com)

email: [info@edon.com](mailto:info@edon.com)



Credit Cards Accepted: VISA, MasterCard, American Express, Discover

©2011 EDON Corporation, Printed in USA